




Reminders	Scenario	Instructions & Explanations	
<p>➔ Read the Purpose section on reverse side</p> <p> Safety Warning see Hazards table on reverse side</p> <p>✓ Pre-Checks See reverse side</p> <p>✓ Post-Checks See reverse side</p> <p>i1-5 See Special Notes table on reverse side</p> <p>□1-4 Picture/info on right</p> <p>#1-2 Picture/info on reverse side</p> <p> Additional Persons required, see reverse side</p> <p>✂ See Tools & Materials table on reverse side</p>	<p>1 If inside a building ➔ ✓ □1 □2 □3 #1 ✓</p> <p>2 If outside ✓ □2 □3 ✓</p> <p>3 Earthquake Anticipatory Guidelines ✓ ✓</p>	<p>1.1 Take action at first indication of ground shaking; if you wait, it's more difficult to move</p> <p>1.2 Stay inside, move to protected locations within the building</p> <p>1.3 Take cover under tables, desks, counters, in a corner of room, doorway, hallways, stairways or areas without cover.</p> <p>1.4 Move to inside wall, kneel with back to wall, place head to knees, cover head, and support neck by clasping hands behind head.</p> <p>1.5 Turn-off gas-operated equipment (i.e., Bunsen Burners), stay away from chemicals.</p> <p>1.6 Stay away from windows, shelves, and heavy objects that may fall.</p> <p>1.7 Anticipate noise which could cause emotional stress, this can be frightening, especially to small children</p> <hr/> <p>2.1 Take action at first indication of ground shaking; if you wait, it is more difficult to move</p> <p>2.2 Move to open space away from buildings, be aware of and avoid potential dangers; i.e., overhead power lines, gas lines, trees, etc.</p> <p>2.3 Lie down on the ground, don't try to stand up</p> <p>2.4 If you are on the school bus, stay on the bus, and remain seated.</p> <hr/> <p>3.1 Identify potential earthquake hazards inside school; i.e., freestanding cabinets, bookcases, aquariums, wall-mounted TVs, clocks, etc.</p> <p>3.2 Identify special hazards in and around the school, i.e., gas and electrical power lines</p> <p>3.3 Be aware of potential earthquake hazards along evacuation routes</p> <p>3.4 Identify the location of water mains, electrical and gas shut-off valves</p> <p>3.5 Identify the location of chemical storage areas and gas lines</p> <p>3.6 Know the location(s) of fire extinguishers</p> <p>3.7 Be aware of where to locate food and water supplies.</p> <p>3.8 Clean First Aid supplies should be made readily available.</p>	<p>□1 1.3 Duck for cover</p>  <p>□2 1.4 Move to wall under table</p>  <p>□3 Be aware of possible falling objects</p> 



→ Purpose

To equip our classrooms with a guideline tool to use in the event of an earthquake that may cause an Immediate Danger to Life and Health (IDLH) situation

👤 People (required or to be notified)

- School Site Nurse
- School Principal
- School Vice Principal (where applicable)
- Parent or Guardian (to be contacted by administration)
- CUSD Superintendent (to be contacted by administration)
- Emergency Services i.e. Fire Department, Police Department, EMS

✓ Pre-Checks (before starting this procedure)

- Set classrooms and other offices up to minimize exposure to possible hazards, i.e. windows, bookshelves, shelving, etc.

✂ Tools & Materials

Quantity & Description	Scenario
<input type="checkbox"/> N/A	

i Special Notes

i₁ If an earthquake occurs the most immediate danger is falling objects.

i₂ Use extreme caution when approaching a downed or non-responsive person. Look over the area to ensure there are no hazards that can cause harm to you, the victim, or others.

i₃ Use the “3 C’s” method when approaching a possible emergency situation

C1 – Check: check the scene before entering; check the victim(s) for responsiveness and injuries.

C2 – Call: Call or send someone to call for help.

C3 – Care: Care for the victim(s)

#1 CUSD Contact List

Bret Harte:

Office – (559) 992-8881
Principal – Elizabeth Mendoza (ext. – 2222)

John C. Fremont:

Office – (559) 992-8883
Principal – Ed Ochoa (ext. – 3223)

Mark Twain:

Office – (559) 992-8882
Principal – Mike Anderson (ext. – 4223)

John Muir:

Office – (559) 992-8886
Principal – Dave Whitmore (ext. – 5106)

Corcoran High School

Office – (559) 992-8884
Principal – Antonia Stone (ext. – 6205)

Kings Lake

Office – (559) 992-8885
Principal – Keith Airheart (ext. – 7012)

District Office: (559) 992-8888

Corcoran Police Department: 911/(559) 992-5151

Corcoran Fire Department: 911/(559) 992-2156

#2 School Nurse Contact List

CUSD Nurses List

Annex: Kerri York (Head Nurse) – (559) 246-7447

Bret Harte: Stephanie Grimmus – (559) 801-4151

John C. Fremont: Shelby Eidson – (559) 901-3589

Mark Twain: Ana Alcantar – (559) 772-2472

John Muir: Lorraine Renteria – (559) 836-1248

Corcoran High School: Jennifer Garcia (559) 936-9616 & (559) 469-2783

Counselor/Health Services: Maria Sanchez – (559) 936-1669

Adventist Medical Center

115 Mall Dr. Hanford, CA 93230
(559) 582-9000

✓ Post-Checks (after finishing this procedure)

- Do not enter any rooms or buildings unless given permission by administration.

📄 Reference Documents/ Sources

California Education Code; Section 32280-32289 (Comprehensive Safety Plan)
American Red Cross (“3-C’s” – Check, Call, Care)