

CHANGES IN FEDERAL ACCOUNTABILITY FOR SCHOOLS BEGINNING IN 2013-14

Central
Susquehanna
Intermediate
Unit

KEY CHANGES

Federal

- **New school accountability system based on PA's approved NCLB waiver**

State

- **School performance profiles**
- **Academic standards**
- **Teacher effectiveness law**

FEDERAL ACCOUNTABILITY - DIFFERENCES

OLD

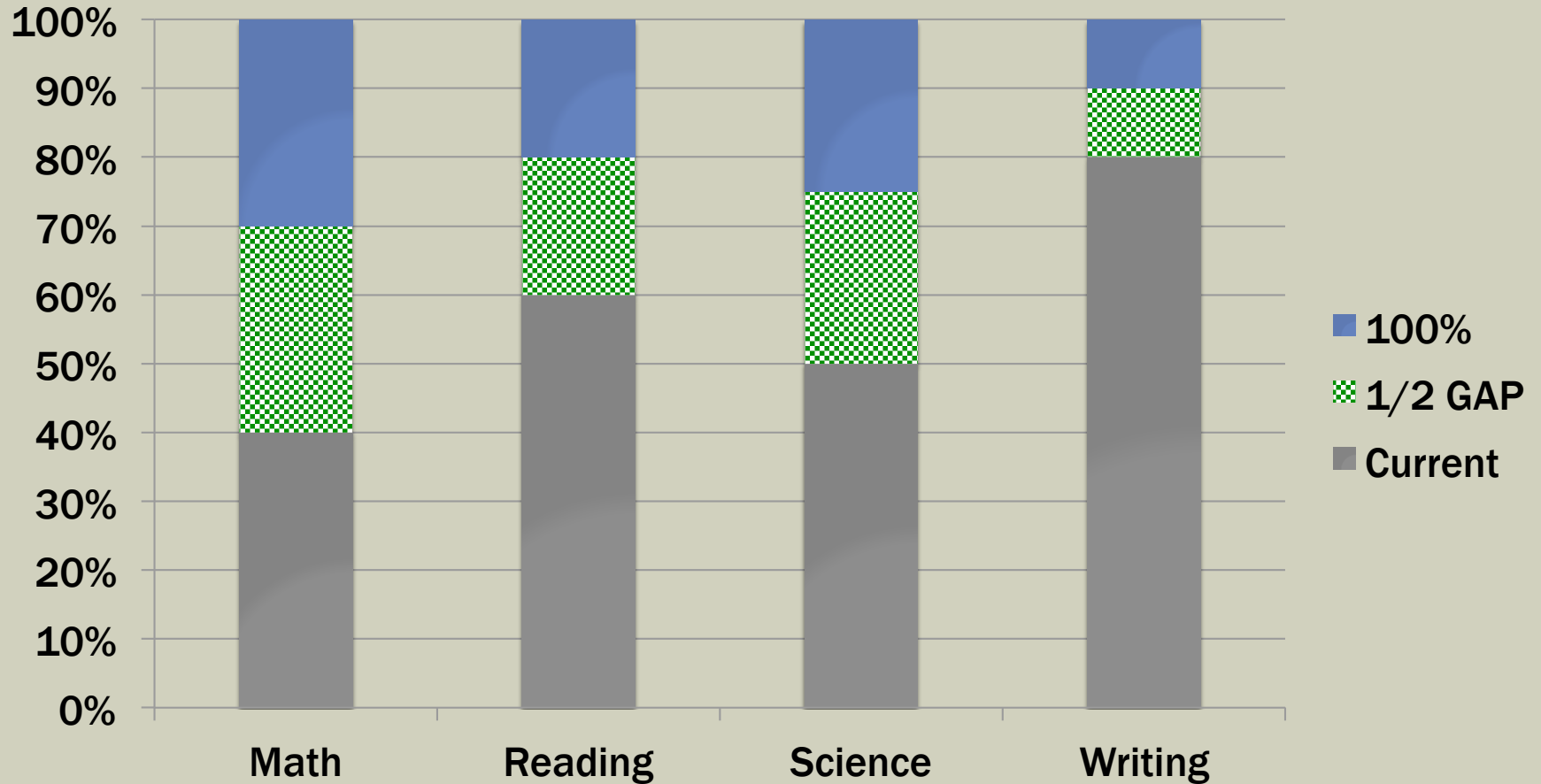
- All public schools in PA
- *100% proficiency on state tests by 2014*
- “Adequate Yearly Progress” (AYP)
- *Disaggregated subgroups: N=40*
- Each school receives a designation based on AYP status

NEW

- Only Title I schools
- *Close “achievement gap” by half in 6 years*
- Annual Measureable Objectives (AMOs)
- *Two student groups: N=11*
- Only highest and lowest Title I schools receive designations

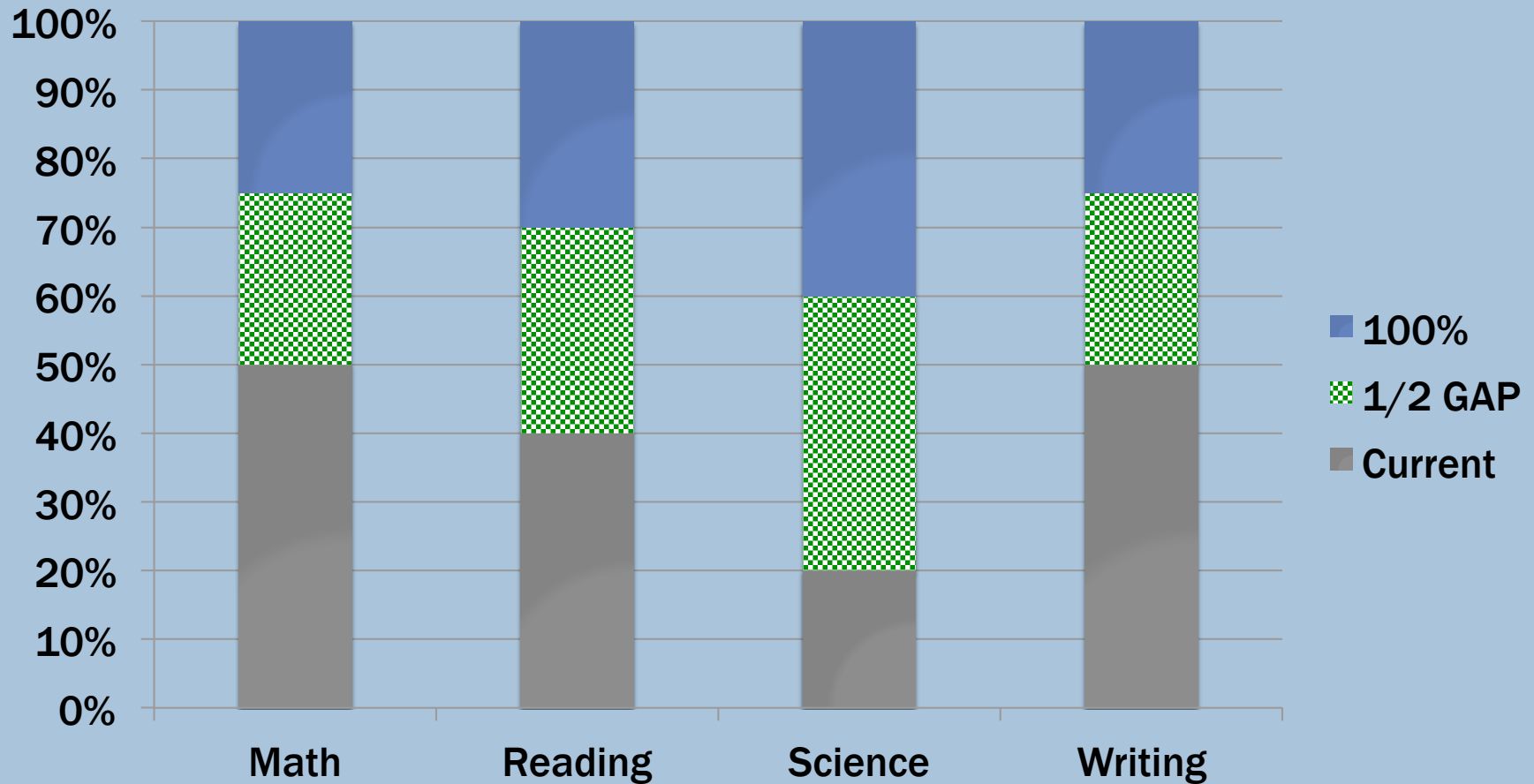
AMO: CLOSING THE ACHIEVEMENT GAP

ALL STUDENTS IN SAMPLE SCHOOL



AMO: CLOSING THE ACHIEVEMENT GAP

HISTORICALLY UNDERPERFORMING STUDENTS IN SAMPLE SCHOOL



AMO: ATTENDANCE



Schools must achieve a 90% attendance rate OR improvement in attendance from the previous year if less than 90%. Attendance rate data is always one year behind. 2012 data will be used for 2013-14 accountability.

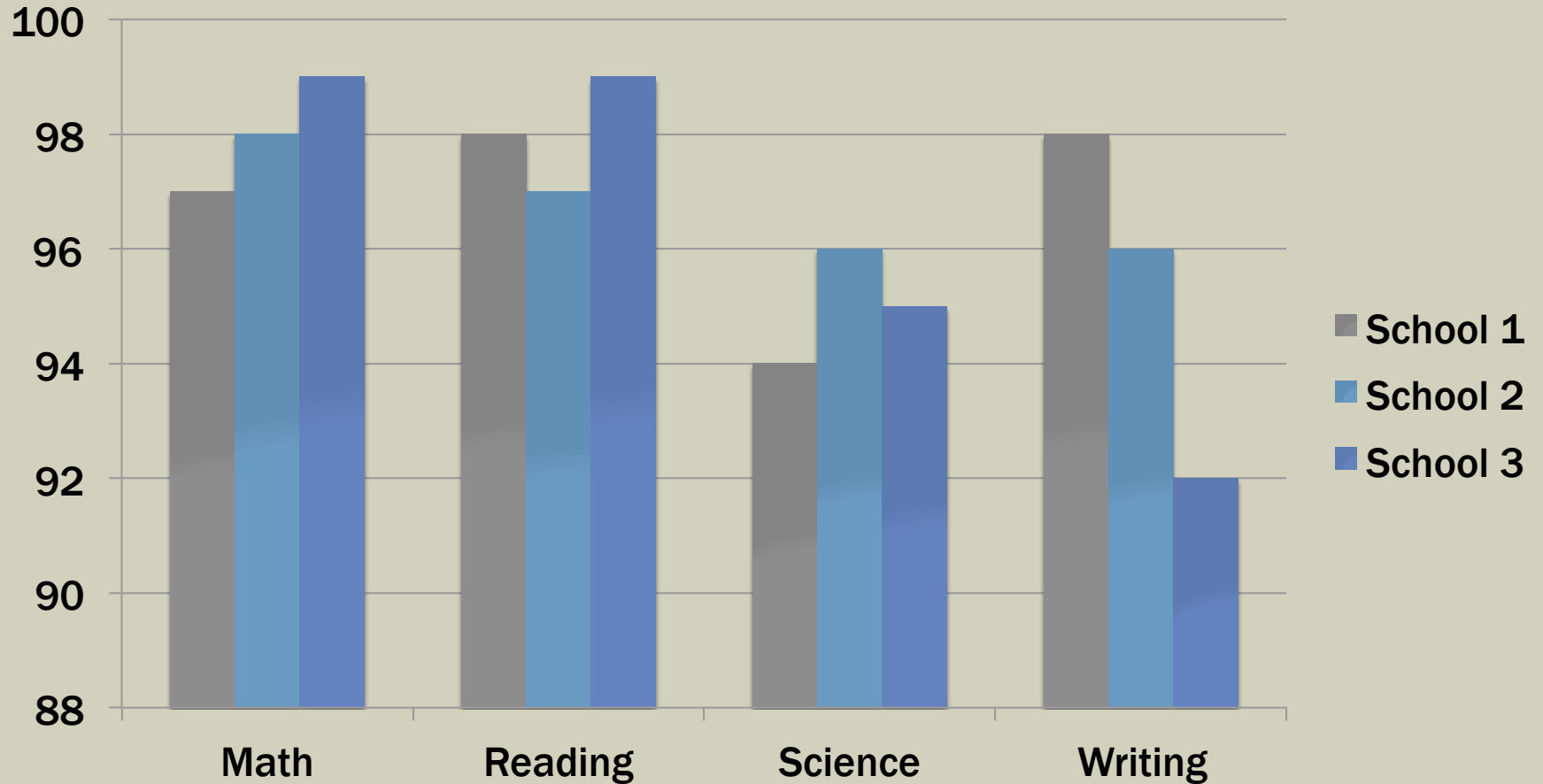
AMO: TEST PARTICIPATION 2013

At least 95% of the students eligible to participate in state testing must take the PSSA/Keystone Exams if given in their grade level/course.



AMO: TEST PARTICIPATION 2013

STUDENTS IN SAMPLE SCHOOLS



UNDERSTANDING STUDENT GROUPS

For Accountability

- **N = 11**
- **Two groups:**
 - All students
 - Historically underperforming students
- **Unduplicated count of students with IEPs, students classified as ELL and economically disadvantaged students**

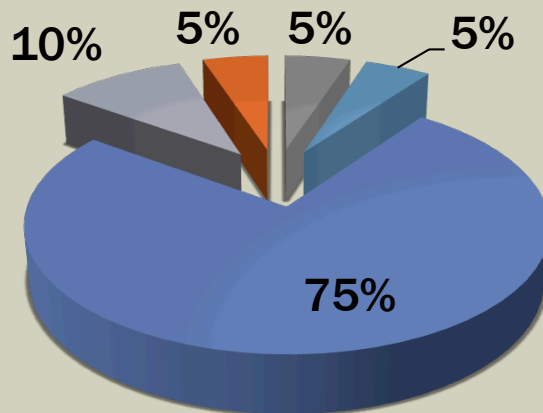
For Reporting Purposes

- **N = 11**
- **Traditional disaggregated subgroups**
 - By race/ethnicity
 - IEP
 - ELL
 - Economic disadvantage
- **Duplicate count**

FEDERAL TITLE I SCHOOL DESIGNATIONS

Percent of Title I Schools Statewide

- Reward: Achievement
- Reward: Progress
- Undesignated
- Focus
- Priority



TITLE I REWARD SCHOOLS

High Achievement

- Highest 5% Title I Schools

(based on aggregate math and reading PSSA or Keystone scores)

AND

- Meets all Annual Measurable Objectives (AMOs)

High Progress

- Highest 5% Title I schools

(based on aggregate PVAAS growth score in reading and math)

AND

- Meets all AMOs

AND

- Not a Reward: High Achievement School

TITLE I FOCUS SCHOOLS

- Lowest 10% of Title I schools

(based on highest achievement gap for the Historically Low Performing students AMO)

OR

- Does not meet 95% test participation AMO

OR

- Title I school with a Graduation Rate below 60%

AND

- Not a Priority School

TITLE I PRIORITY SCHOOLS

- Lowest 5% of Title I schools
(based on aggregate math and reading PSSA or Keystone scores)

OR

- Title I school receiving School Improvement Grant (SIG) funds

TIMELINE

- **To date:** School districts have verified data used to make determinations
- **September 23:** PDE to allow districts to see their federal designations and state accountability information prior to PDE accountability website going public
- **September 30:** PDE to make accountability website public