

**WESTERN RESERVE LOCAL SCHOOL DISTRICT
HURON COUNTY, OHIO**

BASIC FINANCIAL STATEMENTS

*FOR THE FISCAL YEAR ENDED
JUNE 30, 2014*

BRETT ROBSON, TREASURER

**WESTERN RESERVE LOCAL SCHOOL DISTRICT
HURON COUNTY, OHIO**

**BASIC FINANCIAL STATEMENTS
FOR THE FISCAL YEAR ENDED JUNE 30, 2014**

TABLE OF CONTENTS

Table of Contents.....	1
Accountant's Compilation Report	2
Management's Discussion and Analysis	4 - 13
Basic Financial Statements:	
Government-Wide Financial Statements:	
Statement of Net Position	14
Statement of Activities	15
Fund Financial Statements:	
Balance Sheet - Governmental Funds	16
Reconciliation of Total Governmental Fund Balances to Net Position of Governmental Activities	17
Statement of Revenues, Expenditures and Changes in Fund Balances - Governmental Funds.....	18
Reconciliation of the Statement of Revenues, Expenditures and Changes in Fund Balances of Governmental Funds to the Statement of Activities	19
Statement of Revenues, Expenditures and Changes in Fund Balance - Budget and Actual (Non-GAAP Budgetary Basis) - General Fund	20
Statement of Net Position - Fiduciary Funds.....	21
Statement of Changes in Fiduciary Net Position - Fiduciary Fund.....	22
Notes to the Basic Financial Statements.....	23 - 50



Julian & Grube, Inc.
Serving Ohio Local Governments

333 County Line Rd. West, Westerville, OH 43082 Phone: 614.846.1899 Fax: 614.846.2799

Accountant's Compilation Report

To the Western Reserve Local School District Board of Education
Collins, Ohio

We have compiled the basic financial statements, as listed in the table of contents, for the Western Reserve Local School District (the "District"), as of and for the year ended June 30, 2014. We have not audited or reviewed the accompanying financial statements and, accordingly, do not express an opinion or provide any assurance about whether the financial statements are in accordance with accounting principles generally accepted in the United States of America.

Management is responsible for the preparation and fair presentation of the financial statements in accordance with accounting principles generally accepted in the United States of America and for designing, implementing, and maintaining internal control relevant to the preparation and fair presentation of the financial statements.

Our responsibility is to conduct the compilation in accordance with Statements on Standards for Accounting and Review Services issued by the American Institute of Certified Public Accountants. The objective of a compilation is to assist management in presenting financial information in the form of financial statements without undertaking to obtain or provide any assurance that there are no material modifications that should be made to the financial statements.

Accounting principles generally accepted in the United States of America require that the management's discussion and analysis, on pages 4 through 13, be presented to supplement the basic financial statements. Such information, although not a part of the basic financial statements, is required by the Governmental Accounting Standards Board which considers it to be an essential part of financial reporting and for placing the basic financial statements in an appropriate operational, economic, or historical context. We have compiled such information without audit or review and, accordingly, we do not express an opinion or provide any assurance on it.

Julian & Grube, Inc.

November 3, 2014

**WESTERN RESERVE LOCAL SCHOOL DISTRICT
HURON COUNTY, OHIO**

**MANAGEMENT'S DISCUSSION AND ANALYSIS
FOR THE FISCAL YEAR ENDED JUNE 30, 2014**

The management's discussion and analysis of the Western Reserve Local School District's (the "District") financial performance provides an overall review of the District's financial activities for the fiscal year ended June 30, 2014. The intent of this discussion and analysis is to look at the District's financial performance as a whole; readers should also review the basic financial statements and the notes to the basic financial statements to enhance their understanding of the District's financial performance.

Financial Highlights

Key financial highlights for 2014 are as follows:

- Net position of governmental activities increased \$51,726 which represents an increase of 0.35% from 2013.
- General revenues accounted for \$10,613,674 in revenue or 80.48% of all revenues. Program specific revenues in the form of charges for services and sales, grants and contributions accounted for \$2,574,959 or 19.52% of total revenues of \$13,188,633.
- The District had \$13,136,907 in expenses related to governmental activities; \$2,574,959 of these expenses was offset by program specific charges for services, grants or contributions. General revenues supporting governmental activities (primarily taxes and unrestricted grants and entitlements) of \$10,613,674 were adequate to provide for these programs.
- The District's major governmental funds are the general fund and bond retirement fund. The general fund had \$11,797,190 in revenues and other financing sources and \$11,261,398 in expenditures. During fiscal year 2014, the general fund's fund balance increased \$535,792 from a balance of \$625,127 to a balance of \$1,160,919.
- The bond retirement fund had \$291,008 in revenues and \$250,849 in expenditures. During fiscal year 2014, the bond retirement fund's fund balance increased \$40,159 from a balance of \$481,722 to a balance of \$521,881.

Using these Basic Financial Statements

This annual report consists of a series of financial statements and notes to those statements. These statements are organized so the reader can understand the District as a financial whole, an entire operating entity. The statements then proceed to provide an increasingly detailed look at specific financial activities.

The *statement of net position* and *statement of activities* provide information about the activities of the whole District, presenting both an aggregate view of the District's finances and a longer-term view of those finances. Fund financial statements provide the next level of detail. For governmental funds, these statements tell how services were financed in the short-term as well as what remains for future spending. The fund financial statements also look at the District's most significant funds with all other nonmajor funds presented in total in one column. In the case of the District, the general fund and bond retirement fund are by far the most significant funds and only funds reported as major funds.

**WESTERN RESERVE LOCAL SCHOOL DISTRICT
HURON COUNTY, OHIO**

MANAGEMENT'S DISCUSSION AND ANALYSIS
FOR THE FISCAL YEAR ENDED JUNE 30, 2014

Reporting the District as a Whole

Statement of Net Position and the Statement of Activities

While this document contains the large number of funds used by the District to provide programs and activities, the view of the District as a whole looks at all financial transactions and asks the question, "How did we do financially during 2014?" The Statement of Net Position and the Statement of Activities answer this question. These statements include *all assets, deferred outflows of resources, liabilities, deferred inflows of resources, revenues and expenses* using the *accrual basis of accounting* similar to the accounting used by most private-sector companies. This basis of accounting will take into account all of the current year's revenues and expenses regardless of when cash is received or paid.

These two statements report the District's *net position* and changes in that position. This change in net position is important because it tells the reader that, for the District as a whole, the *financial position* of the District has improved or diminished. The causes of this change may be the result of many factors, some financial, some not. Non-financial factors include the District's property tax base, current property tax laws in Ohio restricting revenue growth, facility conditions, required educational programs and other factors.

In the statement of net position and the statement of activities, the governmental activities include the District's programs and services, including instruction, support services, operation and maintenance of plant, pupil transportation, extracurricular activities, and food service operations.

The District's statement of net position and statement of activities can be found on pages 14-15 of this report.

Reporting the District's Most Significant Funds

Fund Financial Statements

The analysis of the District's major governmental funds begins on page 10. Fund financial reports provide detailed information about the District's major funds. The District uses many funds to account for a multitude of financial transactions. However, these fund financial statements focus on the District's most significant funds. The District's major governmental funds are the general fund and bond retirement fund.

Governmental Funds

Most of the District's activities are reported in governmental funds, which focus on how money flows into and out of those funds and the balances left at year-end available for spending in future periods. These funds are reported using an accounting method called *modified accrual basis of accounting*, which measures cash and all other *financial assets* that can readily be converted to cash. The governmental fund financial statements provide a detailed *short-term* view of the District's general government operations and the basic services it provides. Governmental fund information helps you determine whether there are more or fewer financial resources that can be spent in the near future to finance educational programs. The relationship (or differences) between governmental *activities* (reported in the statement of net position and the statement of activities) and governmental *funds* is reconciled in the basic financial statements. The basic governmental fund financial statements can be found on pages 16-20 of this report.

**WESTERN RESERVE LOCAL SCHOOL DISTRICT
HURON COUNTY, OHIO**

**MANAGEMENT'S DISCUSSION AND ANALYSIS
FOR THE FISCAL YEAR ENDED JUNE 30, 2014**

Reporting the District's Fiduciary Responsibilities

The District is the trustee, or fiduciary, for its scholarship programs. This activity is presented as a private-purpose trust fund. The District also acts in a trustee capacity as an agent for individuals or other entities. These activities are reported in agency funds. All of the District's fiduciary activities are reported in separate statements of fiduciary net position and changes in fiduciary net position on pages 21 and 22. These activities are excluded from the District's other financial statements because the assets cannot be utilized by the District to finance its operations.

Notes to the Basic Financial Statements

The notes provide additional information that is essential to a full understanding of the data provided in the government-wide and fund financial statements. These notes to the basic financial statements can be found on pages 23-50 of this report.

The District as a Whole

The statement of net position provides the perspective of the District as a whole. The table below provides a summary of the District's net position at June 30, 2014 and June 30, 2013.

	Net Position	
	Governmental Activities 2014	Governmental Activities 2013
	<u>2014</u>	<u>2013</u>
<u>Assets</u>		
Current and other assets	\$ 6,007,875	\$ 5,683,068
Capital assets, net	<u>15,309,015</u>	<u>15,872,196</u>
Total assets	<u>21,316,890</u>	<u>21,555,264</u>
<u>Deferred outflows of resources</u>	<u>89,010</u>	<u>98,380</u>
<u>Liabilities</u>		
Current liabilities	1,337,798	1,502,489
Long-term liabilities	<u>2,812,332</u>	<u>2,957,576</u>
Total liabilities	<u>4,150,130</u>	<u>4,460,065</u>
<u>Deferred inflows of resources</u>	<u>2,367,979</u>	<u>2,357,514</u>
<u>Net Position</u>		
Net investment in capital assets	13,119,225	13,528,915
Restricted	763,540	793,648
Unrestricted	<u>1,005,026</u>	<u>513,502</u>
Total net position	<u>\$ 14,887,791</u>	<u>\$ 14,836,065</u>

Over time, net position can serve as a useful indicator of a government's financial position. At June 30, 2014, the District's assets plus deferred outflows of resources exceeded liabilities plus deferred inflows of resources by \$14,887,791.

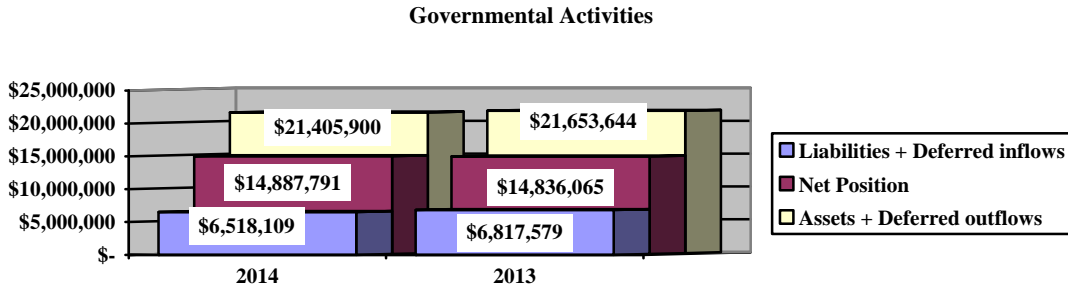
**WESTERN RESERVE LOCAL SCHOOL DISTRICT
HURON COUNTY, OHIO**

**MANAGEMENT'S DISCUSSION AND ANALYSIS
FOR THE FISCAL YEAR ENDED JUNE 30, 2014**

At fiscal year-end, capital assets represented 71.82% of total assets. Capital assets include land, land improvements, buildings and improvements, furniture and equipment, and vehicles. Net investment in capital assets at June 30, 2014 was \$13,119,225. These capital assets are used to provide services to the students and are not available for future spending. Although the District's investment in capital assets is reported net of related debt, it should be noted that the resources to repay the debt must be provided from other sources, since capital assets may not be used to liquidate these liabilities.

A portion of the District's net position, \$763,540, represents resources that are subject to external restrictions on how they may be used. The remaining balance of unrestricted net position of \$1,005,026 may be used to meet the District's ongoing obligations to the students and creditors.

The graph below shows the District's assets, deferred outflows of resources, liabilities, deferred inflows of resources and net position at June 30, 2014 and June 30, 2013.



The table below shows the change in net position for fiscal years 2014 and 2013.

Change in Net Position

	Governmental Activities 2014	Governmental Activities 2013
<u>Revenues</u>		
Program revenues:		
Charges for services and sales	\$ 1,235,449	\$ 1,159,471
Operating grants and contributions	1,339,510	1,315,807
General revenues:		
Property taxes	2,615,162	2,578,148
School district income tax	1,844,203	1,819,778
Grants and entitlements	6,076,635	5,915,155
Investment earnings	12,972	2,081
Miscellaneous	<u>64,702</u>	<u>57,180</u>
Total revenues	<u>\$ 13,188,633</u>	<u>\$ 12,847,620</u>

**WESTERN RESERVE LOCAL SCHOOL DISTRICT
HURON COUNTY, OHIO**

**MANAGEMENT'S DISCUSSION AND ANALYSIS
FOR THE FISCAL YEAR ENDED JUNE 30, 2014**

Change in Net Position

	Governmental Activities	
	2014	2013
<u>Expenses</u>		
Program expenses:		
Instruction:		
Regular	\$ 5,599,699	\$ 5,936,244
Special	1,715,570	1,564,364
Vocational	167,013	207,468
Other	234,068	171,798
Support services:		
Pupil	197,086	187,865
Instructional staff	549,418	739,430
Board of education	89,333	104,097
Administration	994,291	941,833
Fiscal	470,865	477,094
Business	24,205	27,485
Operations and maintenance	953,236	978,408
Pupil transportation	768,408	780,657
Central	151,758	30,227
Operation of non-instructional services		
Other non-instructional services	216,355	222,206
Food service operations	465,910	493,935
Extracurricular activities	454,161	500,508
Interest and fiscal charges	85,531	81,658
	<u>13,136,907</u>	<u>13,445,277</u>
Total expenses		
Change in net position	51,726	(597,657)
Net position at beginning of year	<u>14,836,065</u>	<u>15,433,722</u>
Net position at end of year	<u>\$ 14,887,791</u>	<u>\$ 14,836,065</u>

Governmental Activities

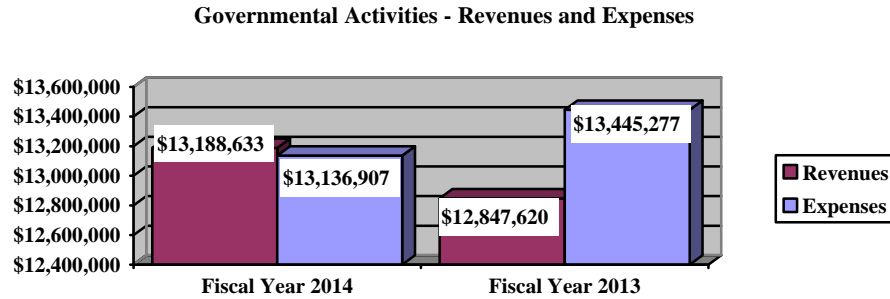
Net position of the District's governmental activities increased \$51,726. Total governmental expenses of \$13,136,907 were offset by program revenues of \$2,574,959 and general revenues of \$10,613,674. Program revenues supported 19.60% of the total governmental expenses. The primary sources of revenue for governmental activities are derived from property and income taxes, and unrestricted grants and entitlements. These revenue sources represent 79.89% of total governmental revenue.

The largest expense of the District is for instructional programs. Instruction expenses totaled \$7,716,350 or 58.74% of total governmental expenses for fiscal 2014. The decrease in regular instruction can be attributed to a lower staffing from the prior year creating a reduction in salaries, wages and benefits costs. The increase in special instruction is attributable to costs associated with handicapped students in grades K through 6. Instructional staff decreased due to costs associated with activities designed for assisting instructional staff in planning, developing, and evaluating curriculum development, techniques of instruction, and staff training. Central expenditures increased due to an increase in management information service costs concerned with preparing data for storage, storing the data, and retrieving the data as information for management and reporting.

**WESTERN RESERVE LOCAL SCHOOL DISTRICT
HURON COUNTY, OHIO**

**MANAGEMENT'S DISCUSSION AND ANALYSIS
FOR THE FISCAL YEAR ENDED JUNE 30, 2014**

The graph below presents the District's governmental activities revenue and expenses for fiscal year 2014 and 2013.



The statement of activities shows the cost of program services and the charges for services and grants offsetting those services. The following table shows, for governmental activities, the total cost of services and the net cost of services. That is, it identifies the cost of these services supported by tax revenue and unrestricted State grants and entitlements.

	Governmental Activities			
	Total Cost of Services <u>2014</u>	Net Cost of Services <u>2014</u>	Total Cost of Services <u>2013</u>	Net Cost of Services <u>2013</u>
Program expenses				
Instruction:				
Regular	\$ 5,599,699	\$ 4,704,715	\$ 5,936,244	\$ 5,153,508
Special	1,715,570	788,823	1,564,364	657,076
Vocational	167,013	107,324	207,468	148,517
Other	234,068	234,068	171,798	171,798
Support services:				
Pupil	197,086	190,672	187,865	181,318
Instructional staff	549,418	549,418	739,430	739,430
Board of education	89,333	89,333	104,097	104,097
Administration	994,291	951,876	941,833	889,380
Fiscal	470,865	470,865	477,094	477,094
Business	24,205	5,243	27,485	5,582
Operations and maintenance	953,236	941,364	978,408	964,756
Pupil transportation	768,408	740,568	780,657	757,388
Central	151,758	151,758	30,227	30,227
Operation of non-instructional services				
Other non-instructional services	216,355	216,355	222,206	222,206
Food service operations	465,910	43,138	493,935	79,595
Extracurricular activities	454,161	290,897	500,508	306,369
Interest and fiscal charges	85,531	85,531	81,658	81,658
Total expenses	<u>\$ 13,136,907</u>	<u>\$ 10,561,948</u>	<u>\$ 13,445,277</u>	<u>\$ 10,969,999</u>

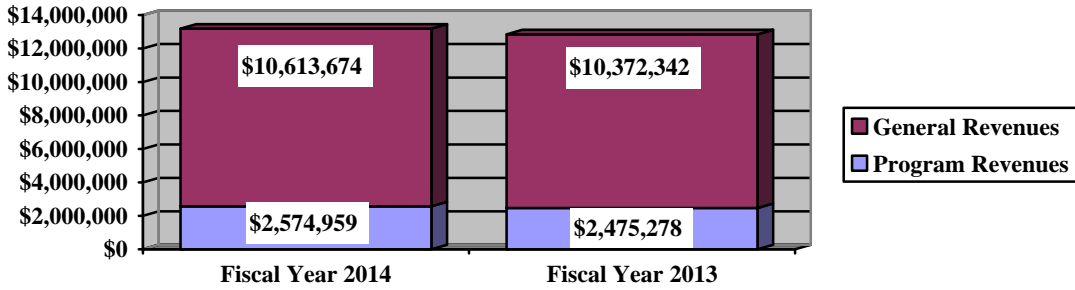
The dependence upon tax and other general revenues for governmental activities is apparent; 75.62% of instruction activities are supported through taxes and other general revenues. For all governmental activities, general revenue support is 80.40%. The District's taxpayers along with the State foundation revenues, as a whole, are by far the primary support for District's students.

**WESTERN RESERVE LOCAL SCHOOL DISTRICT
HURON COUNTY, OHIO**

MANAGEMENT'S DISCUSSION AND ANALYSIS
FOR THE FISCAL YEAR ENDED JUNE 30, 2014

The graph below presents the District's governmental activities revenue for fiscal years 2014 and 2013.

Governmental Activities - General and Program Revenues



The District's Funds

The District's governmental funds reported a combined fund balance of \$1,972,370 which is \$555,667 higher than last year's balance of \$1,416,703. The schedule below indicates the fund balance and the total change in fund balance as of June 30, 2014 and 2013.

	Fund Balance <u>June 30, 2014</u>	Fund Balance <u>June 30, 2013</u>	Increase/ <u>(Decrease)</u>
General	\$ 1,160,919	\$ 625,127	\$ 535,792
Bond retirement	521,881	481,722	40,159
Other governmental	<u>289,570</u>	<u>309,854</u>	<u>(20,284)</u>
Total	<u>\$ 1,972,370</u>	<u>\$ 1,416,703</u>	<u>\$ 555,667</u>

**WESTERN RESERVE LOCAL SCHOOL DISTRICT
HURON COUNTY, OHIO**

MANAGEMENT'S DISCUSSION AND ANALYSIS
FOR THE FISCAL YEAR ENDED JUNE 30, 2014

General Fund

The District's general fund balance increased \$535,792. The following table shows the changes in revenues and expenditures in the general fund from 2014 and 2013.

	<u>2014</u> <u>Amount</u>	<u>2013</u> <u>Amount</u>	<u>Increase</u> <u>(Decrease)</u>	<u>Percentage</u> <u>Change</u>
<u>Revenues</u>				
Taxes	\$ 4,208,612	\$ 4,093,391	\$ 115,221	2.81 %
Tuition	839,631	728,890	110,741	15.19 %
Earnings on investments	12,846	1,556	11,290	725.58 %
Intergovernmental	6,520,020	6,375,470	144,550	2.27 %
Other revenues	<u>137,951</u>	<u>145,203</u>	<u>(7,252)</u>	(4.99) %
Total	<u>\$ 11,719,060</u>	<u>\$ 11,344,510</u>	<u>\$ 374,550</u>	3.30 %
<u>Expenditures</u>				
Instruction	\$ 6,695,040	\$ 7,009,040	\$ (314,000)	(4.48) %
Support services	3,955,781	4,065,727	(109,946)	(2.70) %
Non-instructional services	216,355	222,206	(5,851)	(2.63) %
Extracurricular activities	267,444	289,373	(21,929)	(7.58) %
Capital outlay	78,130	75,680	2,450	3.24 %
Debt service	<u>48,648</u>	<u>32,090</u>	<u>16,558</u>	51.60 %
Total	<u>\$ 11,261,398</u>	<u>\$ 11,694,116</u>	<u>\$ (432,718)</u>	(3.70) %

Overall revenues increased \$374,550 or 3.30%. The increase in tax revenue of \$115,221 can be attributed to an increase in income tax revenue from the prior fiscal year. The increase in intergovernmental revenue can be attributed to an increase in money received from the State Foundation Program as well as other grants-in-aid received for purposes such as poverty based assistance. Tuition revenue increased due to an increase in payments received from other districts through the open enrollment program. Although the increase in earnings on investments was 725.58% the variance from prior year of \$11,290 was not significant to the overall revenues of the District.

Expenditures of the general fund decreased \$432,718 or 3.70%. The decrease in instruction expenditures can be attributed to a lower staffing from the prior year. This decrease created a reduction in regular expenditures for normal and customary salaries, wages and benefits costs. The capital outlay expenditures in 2014 relate to a new capital lease the District entered into during the fiscal year for the acquisition of a bus.

Bond Retirement Fund

The bond retirement fund had \$291,008 in revenues and \$250,849 in expenditures. During fiscal year 2014, the bond retirement fund's fund balance increased \$40,159 from a balance of \$481,722 to a balance of \$521,881.

**WESTERN RESERVE LOCAL SCHOOL DISTRICT
HURON COUNTY, OHIO**

MANAGEMENT'S DISCUSSION AND ANALYSIS
FOR THE FISCAL YEAR ENDED JUNE 30, 2014

General Fund Budgeting Highlights

The District's budget is prepared according to Ohio law and is based on accounting for certain transactions on a basis of cash receipts, disbursements and encumbrances. The most significant budgeted fund is the general fund.

For the general fund, original and final budgeted revenues and other financing sources were \$11,539,107 and \$11,542,839, respectively. The actual revenues and other financing sources for fiscal 2014 were \$11,685,713 which represents an increase of \$142,874 from final budgeted revenues.

General fund appropriations (appropriated expenditures and other financing uses) were \$11,583,106 for the original appropriations and increased to \$11,680,906 for final appropriations. The actual budget basis expenditures for fiscal year 2014 totaled \$11,366,069 which is \$314,837 less than the final appropriations.

Capital Assets and Debt Administration

Capital Assets

At the end of fiscal 2014, the District had \$15,309,015 invested in land, land improvements, buildings and improvements, furniture and equipment and vehicles. This entire amount is reported in governmental activities. The following table shows fiscal year 2014 balances compared to 2013:

**Capital Assets at June 30
(Net of Depreciation)**

	Governmental Activities	
	2014	2013
Land	\$ 292,868	\$ 292,868
Land improvements	129,559	153,000
Building and improvements	14,105,386	14,608,768
Furniture and equipment	405,895	449,299
Vehicles	375,307	368,261
Total	\$ 15,309,015	\$ 15,872,196

The overall decrease in capital assets of \$563,181 is due to depreciation expense of \$680,508 and disposals of \$40,239 (net of accumulated depreciation) exceeding capital outlays of \$157,566 in the fiscal year.

See Note 8 to the basic financial statements for additional information on the District's capital assets.

**WESTERN RESERVE LOCAL SCHOOL DISTRICT
HURON COUNTY, OHIO**

**MANAGEMENT'S DISCUSSION AND ANALYSIS
FOR THE FISCAL YEAR ENDED JUNE 30, 2014**

Debt Administration

At June 30, 2014, the District had \$2,197,806 in general obligation bonds and capital leases outstanding. Of this total, \$229,618 is due within one year and \$1,968,188 is due in more than one year. The following table summarizes the bonds outstanding.

Outstanding Debt, at Year End

	Governmental Activities <u>2014</u>	Governmental Activities <u>2013</u>
General obligation bonds	\$ 1,995,000	\$ 2,175,000
Accreted interest	65,026	40,068
Capital lease	<u>137,780</u>	<u>105,269</u>
Total	<u>\$ 2,197,806</u>	<u>\$ 2,320,337</u>

See Note 10 to the basic financial statements for additional information.

Current Financial Related Activities

The District has continued to maintain the highest standards of service to our students, parents and the school community throughout the economic adversities faced at the local, state, and national levels.

The District has carefully managed its general fund budget in order to optimize the dollars available for educating the students it serves and to minimize the levy millage amounts needed periodically from District residents. The District is committed to living within its financial means and will continue to work diligently to plan expenses, prudently operating within its five-year financial plan.

The State of Ohio has greatly reduced funding programs to local school districts, including ours. Effective with the fiscal year 2012 school year, general fund revenues provided by the State through tax reimbursement and the foundation formula have been reduced in excess of \$433,000 annually. The State of Ohio has adopted a funding formula for fiscal years 2014 and 2015, resulting in a modest increase to the District.

As a result, all of the District's financial abilities will be called upon to meet the challenges the future will bring. It is imperative that the District's Board and management team continue to carefully and prudently plan in order to provide the resources required to meet the community's desired needs over the next several years.

Contacting the District's Financial Management

This financial report is designed to provide our citizens, taxpayers, and investors and creditors with a general overview of the District's finances and to show the District's accountability for the money it receives. If you have questions about this report or need additional financial information contact Mr. Brett Robson, Treasurer, Western Reserve Local School District, 3765 U.S. 20 East, Collins, Ohio 44826.

**WESTERN RESERVE LOCAL SCHOOL DISTRICT
HURON COUNTY, OHIO**

STATEMENT OF NET POSITION
JUNE 30, 2014

	Governmental Activities
Assets:	
Equity in pooled cash and cash equivalents.	\$ 2,340,671
Receivables:	
Property taxes	2,868,438
Income taxes.	739,752
Accounts.	1,113
Accrued interest	892
Intergovernmental	17,224
Prepayments	33,593
Materials and supplies inventory.	6,192
Capital assets:	
Nondepreciable capital assets	292,868
Depreciable capital assets, net.	15,016,147
Capital assets, net	15,309,015
Total assets.	21,316,890
 Deferred outflows of resources:	
Unamortized deferred charges on debt refunding	89,010
 Liabilities:	
Accounts payable.	250,646
Accrued wages and benefits payable	825,917
Pension obligation payable.	171,522
Intergovernmental payable	84,798
Accrued interest payable	4,915
Long-term liabilities:	
Due within one year.	260,861
Due in more than one year.	2,551,471
Total liabilities	4,150,130
 Deferred inflows of resources:	
Property taxes levied for the next fiscal year.	2,367,979
 Net position:	
Net investment in capital assets	13,119,225
Restricted for:	
Capital projects	119,733
Classroom facilities maintenance	57,294
Debt service.	469,783
State funded programs.	1,573
Federally funded programs	22,809
Student activities	92,348
Unrestricted	1,005,026
Total net position.	\$ 14,887,791

SEE ACCOMPANYING NOTES TO THE BASIC FINANCIAL STATEMENTS

**WESTERN RESERVE LOCAL SCHOOL DISTRICT
HURON COUNTY, OHIO**

STATEMENT OF ACTIVITIES
FOR THE FISCAL YEAR ENDED JUNE 30, 2014

	Expenses	Program Revenues		Net (Expense) Revenue and Changes in Net Position Governmental Activities
		Charges for Services and Sales	Operating Grants and Contributions	
Governmental activities:				
Instruction:				
Regular	\$ 5,599,699	\$ 839,631	\$ 55,353	\$ (4,704,715)
Special	1,715,570	-	926,747	(788,823)
Vocational	167,013	-	59,689	(107,324)
Other	234,068	-	-	(234,068)
Support services:				
Pupil	197,086	-	6,414	(190,672)
Instructional staff	549,418	-	-	(549,418)
Board of education	89,333	-	-	(89,333)
Administration	994,291	42,415	-	(951,876)
Fiscal	470,865	-	-	(470,865)
Business	24,205	18,962	-	(5,243)
Operations and maintenance	953,236	11,872	-	(941,364)
Pupil transportation	768,408	-	27,840	(740,568)
Central	151,758	-	-	(151,758)
Operation of non-instructional services:				
Other non-instructional services	216,355	-	-	(216,355)
Food service operations	465,910	160,105	262,667	(43,138)
Extracurricular activities	454,161	162,464	800	(290,897)
Interest and fiscal charges	85,531	-	-	(85,531)
Total governmental activities	<u>\$ 13,136,907</u>	<u>\$ 1,235,449</u>	<u>\$ 1,339,510</u>	<u>(10,561,948)</u>
General revenues:				
Property taxes levied for:				
General purposes				2,320,370
Debt service				248,353
Classroom facilities maintenance				46,439
School district income tax				1,844,203
Grants and entitlements not restricted to specific programs				6,076,635
Investment earnings				12,972
Miscellaneous				64,702
Total general revenues				<u>10,613,674</u>
Change in net position				51,726
Net position at beginning of year				<u>14,836,065</u>
Net position at end of year				<u>\$ 14,887,791</u>

SEE ACCOMPANYING NOTES TO THE BASIC FINANCIAL STATEMENTS

**WESTERN RESERVE LOCAL SCHOOL DISTRICT
HURON COUNTY, OHIO**

BALANCE SHEET
GOVERNMENTAL FUNDS
JUNE 30, 2014

	<u>General</u>	<u>Bond Retirement</u>	<u>Nonmajor Governmental Funds</u>	<u>Total Governmental Funds</u>
Assets:				
Equity in pooled cash and cash equivalents	\$ 1,505,301	\$ 491,461	\$ 343,909	\$ 2,340,671
Receivables:				
Property taxes	2,545,285	271,843	51,310	2,868,438
Income taxes	739,752	-	-	739,752
Accounts	713	-	400	1,113
Accrued interest	892	-	-	892
Intergovernmental	17,224	-	-	17,224
Prepayments	33,593	-	-	33,593
Materials and supplies inventory	-	-	6,192	6,192
Total assets	<u>\$ 4,842,760</u>	<u>\$ 763,304</u>	<u>\$ 401,811</u>	<u>\$ 6,007,875</u>
Liabilities:				
Accounts payable	\$ 231,028	\$ -	\$ 19,618	\$ 250,646
Accrued wages and benefits payable	790,584	-	35,333	825,917
Compensated absences payable	9,557	-	-	9,557
Intergovernmental payable	82,927	-	1,871	84,798
Pension obligation payable	161,749	-	9,773	171,522
Total liabilities	<u>1,275,845</u>	<u>-</u>	<u>66,595</u>	<u>1,342,440</u>
Deferred inflows of resources:				
Property taxes levied for the next fiscal year	2,102,063	223,580	42,336	2,367,979
Delinquent property tax revenue not available	163,726	17,843	3,310	184,879
Accrued interest not available	892	-	-	892
Income tax revenue not available	122,091	-	-	122,091
Intergovernmental revenue not available	17,224	-	-	17,224
Total deferred inflows of resources	<u>2,405,996</u>	<u>241,423</u>	<u>45,646</u>	<u>2,693,065</u>
Fund balances:				
Nonspendable:				
Materials and supplies inventory	-	-	6,192	6,192
Prepays	33,593	-	-	33,593
Restricted:				
Debt service	-	521,881	-	521,881
Capital improvements	-	-	119,733	119,733
Classroom facilities maintenance	-	-	55,331	55,331
Targeted academic assistance	-	-	22,809	22,809
Other purposes	-	-	1,573	1,573
Extracurricular activities	-	-	92,348	92,348
Assigned:				
Student and staff support	36,163	-	-	36,163
Capital improvements	302,550	-	-	302,550
Subsequent year's appropriations	28,734	-	-	28,734
Other purposes	1,927	-	-	1,927
Unassigned (deficit)	757,952	-	(8,416)	749,536
Total fund balances	<u>1,160,919</u>	<u>521,881</u>	<u>289,570</u>	<u>1,972,370</u>
Total liabilities, deferred inflows and fund balances	<u>\$ 4,842,760</u>	<u>\$ 763,304</u>	<u>\$ 401,811</u>	<u>\$ 6,007,875</u>

SEE ACCOMPANYING NOTES TO THE BASIC FINANCIAL STATEMENTS

**WESTERN RESERVE LOCAL SCHOOL DISTRICT
HURON COUNTY, OHIO**

RECONCILIATION OF TOTAL GOVERNMENTAL FUND BALANCES TO
NET POSITION OF GOVERNMENTAL ACTIVITIES
JUNE 30, 2014

Total governmental fund balances		\$	1,972,370
<i>Amounts reported for governmental activities on the statement of net position are different because:</i>			
Capital assets used in governmental activities are not financial resources and therefore are not reported in the funds.			15,309,015
Other long-term assets are not available to pay for current-period expenditures and therefore are deferred inflows in the funds.			
Property taxes receivable	\$	184,879	
Income taxes receivable		122,091	
Accrued interest receivable		892	
Intergovernmental receivable		17,224	
Total		17,224	325,086
Unamortized premiums on bonds issued are not recognized in the funds.			(146,020)
Unamortized deferred charges on debt refundings are not recognized in the funds.			89,010
Accrued interest payable is not due and payable in the current period and therefore is not reported in the funds.			(4,915)
Long-term liabilities, including bonds payable, are not due and payable in the current period and therefore are not reported in the funds.			
General obligation bonds		(2,060,026)	
Capital lease obligations		(137,780)	
Compensated absences		(458,949)	
Total		(2,656,755)	(2,656,755)
Net position of governmental activities		\$	14,887,791

SEE ACCOMPANYING NOTES TO THE BASIC FINANCIAL STATEMENTS

**WESTERN RESERVE LOCAL SCHOOL DISTRICT
HURON COUNTY, OHIO**

STATEMENT OF REVENUES, EXPENDITURES AND CHANGES IN FUND BALANCES
GOVERNMENTAL FUNDS
FOR THE FISCAL YEAR ENDED JUNE 30, 2014

	<u>General</u>	<u>Bond Retirement</u>	<u>Nonmajor Governmental Funds</u>	<u>Total Governmental Funds</u>
Revenues:				
From local sources:				
Property taxes	\$ 2,363,415	\$ 252,970	\$ 47,333	\$ 2,663,718
Income taxes	1,845,197	-	-	1,845,197
Tuition	839,631	-	-	839,631
Earnings on investments	12,846	-	956	13,802
Charges for services	-	-	160,105	160,105
Extracurricular	42,415	-	162,464	204,879
Classroom materials and fees	18,962	-	-	18,962
Rental income	11,872	-	-	11,872
Contributions and donations	-	-	800	800
Other local revenues	64,702	-	-	64,702
Intergovernmental - intermediate	52,761	-	-	52,761
Intergovernmental - state	6,467,259	38,038	66,264	6,571,561
Intergovernmental - federal	-	-	774,897	774,897
Total revenues	<u>11,719,060</u>	<u>291,008</u>	<u>1,212,819</u>	<u>13,222,887</u>
Expenditures:				
Current:				
Instruction:				
Regular	5,080,513	-	103,980	5,184,493
Special	1,250,357	-	454,215	1,704,572
Vocational	135,379	-	6,245	141,624
Other	228,791	-	-	228,791
Support services:				
Pupil	189,896	-	6,414	196,310
Instructional staff	546,125	-	-	546,125
Board of education	89,333	-	-	89,333
Administration	962,196	-	-	962,196
Fiscal	455,909	7,018	1,303	464,230
Business	23,226	-	-	23,226
Operations and maintenance	854,191	-	101,010	955,201
Pupil transportation	695,678	-	-	695,678
Central	139,227	-	-	139,227
Operation of non-instructional services:				
Other non-instructional services	216,355	-	-	216,355
Food service operations	-	-	404,448	404,448
Extracurricular activities	267,444	-	155,488	422,932
Capital outlay	78,130	-	-	78,130
Debt service:				
Principal retirement	45,619	180,000	-	225,619
Interest and fiscal charges	3,029	63,831	-	66,860
Total expenditures	<u>11,261,398</u>	<u>250,849</u>	<u>1,233,103</u>	<u>12,745,350</u>
Excess (deficiency) of revenues over (under) expenditures	<u>457,662</u>	<u>40,159</u>	<u>(20,284)</u>	<u>477,537</u>
Other financing sources:				
Capital lease transaction	78,130	-	-	78,130
Total other financing sources	<u>78,130</u>	<u>-</u>	<u>-</u>	<u>78,130</u>
Net change in fund balances	535,792	40,159	(20,284)	555,667
Fund balances at beginning of year	<u>625,127</u>	<u>481,722</u>	<u>309,854</u>	<u>1,416,703</u>
Fund balances at end of year	<u>\$ 1,160,919</u>	<u>\$ 521,881</u>	<u>\$ 289,570</u>	<u>\$ 1,972,370</u>

SEE ACCOMPANYING NOTES TO THE BASIC FINANCIAL STATEMENTS

**WESTERN RESERVE LOCAL SCHOOL DISTRICT
HURON COUNTY, OHIO**

RECONCILIATION OF THE STATEMENT OF REVENUES, EXPENDITURES
AND CHANGES IN FUND BALANCES OF GOVERNMENTAL FUNDS
TO THE STATEMENT OF ACTIVITIES
FOR THE FISCAL YEAR ENDED JUNE 30, 2014

Net change in fund balances - total governmental funds	\$	555,667
<i>Amounts reported for governmental activities in the statement of activities are different because:</i>		
Governmental funds report capital outlays as expenditures. However, in the statement of activities, the cost of those assets is allocated over their estimated useful lives as depreciation expense.		
Capital asset additions	\$ 157,566	
Current year depreciation	(680,508)	
Total		(522,942)
The net effect of various miscellaneous transactions involving capital assets (i.e., sales, disposals, trade-ins, and donations) is to decrease net position.		
		(40,239)
Revenues in the statement of activities that do not provide current financial resources are not reported as revenues in the funds.		
Property taxes	(48,556)	
Income taxes	(994)	
Earnings on investments	(819)	
Intergovernmental	16,115	
Total		(34,254)
Repayment of bond and capital lease principal is an expenditure in the governmental funds, but the repayment reduces long-term liabilities on the statement of net position. Principal payments during the year were:		
Bonds	180,000	
Capital leases	45,619	
Total		225,619
Issuances of capital leases are recorded as other financing sources in the funds; however, in the statement of activities, they are not reported as revenue as they increase liabilities on the statement of net position.		
Capital leases	(78,130)	
Total		(78,130)
In the statement of activities, interest is accrued on outstanding bonds, whereas in governmental funds, an interest expenditure is reported when due. The following items resulted in additional interest being reported in the statement of activities:		
Decrease in accrued interest payable	285	
Accreted interest on capital appreciation bonds	(24,958)	
Amortization of bond premiums	15,372	
Amortization of deferred charges on debt refundings	(9,370)	
Total		(18,671)
Some expenses reported in the statement of activities, such as compensated absences, do not require the use of current financial resources and therefore are not reported as expenditures in governmental funds.		
		(35,324)
Change in net position of governmental activities	\$	51,726

SEE ACCOMPANYING NOTES TO THE BASIC FINANCIAL STATEMENTS

**WESTERN RESERVE LOCAL SCHOOL DISTRICT
HURON COUNTY, OHIO**

STATEMENT OF REVENUES, EXPENDITURES AND CHANGES IN
FUND BALANCE - BUDGET AND ACTUAL (NON-GAAP BUDGETARY BASIS)
GENERAL FUND
FOR THE FISCAL YEAR ENDED JUNE 30, 2014

	<u>Budgeted Amounts</u>			Variance with Final Budget Positive (Negative)
	<u>Original</u>	<u>Final</u>	<u>Actual</u>	
Revenues:				
From local sources:				
Property taxes	\$ 2,366,189	\$ 2,366,189	\$ 2,364,865	\$ (1,324)
Income taxes.	1,826,043	1,826,043	1,877,446	51,403
Tuition.	728,000	728,000	839,631	111,631
Earnings on investments	27,000	27,000	10,019	(16,981)
Rental income	-	-	11,872	11,872
Other local revenues	61,268	65,000	61,126	(3,874)
Intergovernmental - intermediate	40,000	40,000	52,761	12,761
Intergovernmental - state	6,481,107	6,481,107	6,463,799	(17,308)
Total revenues	<u>11,529,607</u>	<u>11,533,339</u>	<u>11,681,519</u>	<u>148,180</u>
Expenditures:				
Current:				
Instruction:				
Regular	5,398,955	5,334,289	5,149,236	185,053
Special.	1,162,200	1,268,642	1,261,318	7,324
Vocational.	182,795	145,915	142,082	3,833
Other.	194,985	233,290	224,945	8,345
Support services:				
Pupil.	189,945	191,006	186,118	4,888
Instructional staff	682,125	573,260	546,566	26,694
Board of education	112,700	99,220	94,131	5,089
Administration.	947,401	941,841	926,890	14,951
Fiscal	461,304	482,744	469,347	13,397
Operations and maintenance.	825,420	970,940	942,262	28,678
Pupil transportation	830,146	809,021	801,023	7,998
Central.	96,380	124,620	123,459	1,161
Operation of non-instructional services:				
Other non-instructional services	230,000	216,400	216,355	45
Extracurricular activities.	268,750	287,218	279,904	7,314
Total expenditures	<u>11,583,106</u>	<u>11,678,406</u>	<u>11,363,636</u>	<u>314,770</u>
Excess (deficiency) of revenues over (under) expenditures.	<u>(53,499)</u>	<u>(145,067)</u>	<u>317,883</u>	<u>462,950</u>
Other financing sources (uses):				
Refund of prior year's expenditures	9,000	9,000	436	(8,564)
Transfers (out).	-	(2,500)	(2,433)	67
Sale of capital assets	500	500	3,758	3,258
Total other financing sources (uses)	<u>9,500</u>	<u>7,000</u>	<u>1,761</u>	<u>(5,239)</u>
Net change in fund balance	(43,999)	(138,067)	319,644	457,711
Fund balance at beginning of year	757,050	757,050	757,050	-
Prior year encumbrances appropriated	307,983	307,983	307,983	-
Fund balance at end of year	\$ 1,021,034	\$ 926,966	\$ 1,384,677	\$ 457,711

SEE ACCOMPANYING NOTES TO THE BASIC FINANCIAL STATEMENTS

**WESTERN RESERVE LOCAL SCHOOL DISTRICT
HURON COUNTY, OHIO**

STATEMENT OF FIDUCIARY NET POSITION
FIDUCIARY FUNDS
JUNE 30, 2014

	Private-Purpose Trust	
	Scholarship	Agency
Assets:		
Equity in pooled cash and cash equivalents	\$ 48,975	\$ 41,015
Investments	20,416	-
Total assets.	69,391	\$ 41,015
Liabilities:		
Accounts payable.	-	\$ 6,392
Due to students.	-	34,623
Total liabilities	-	\$ 41,015
Net position:		
Held in trust for scholarships	69,391	
Total net position.	\$ 69,391	

SEE ACCOMPANYING NOTES TO THE BASIC FINANCIAL STATEMENTS

**WESTERN RESERVE LOCAL SCHOOL DISTRICT
HURON COUNTY, OHIO**

STATEMENT OF CHANGES IN FIDUCIARY NET POSITION
FIDUCIARY FUND
FOR THE FISCAL YEAR ENDED JUNE 30, 2014

	Private-Purpose Trust
	Scholarship
Additions:	
Interest	\$ 1,550
Gifts and contributions	1,945
Total additions	3,495
Deductions:	
Scholarships awarded	6,493
Change in net position	(2,998)
Net position at beginning of year	72,389
Net position at end of year	\$ 69,391

SEE ACCOMPANYING NOTES TO THE BASIC FINANCIAL STATEMENTS

THIS PAGE IS INTENTIONALLY LEFT BLANK

**WESTERN RESERVE LOCAL SCHOOL DISTRICT
HURON COUNTY, OHIO**

**NOTES TO THE BASIC FINANCIAL STATEMENTS
FOR THE FISCAL YEAR ENDED JUNE 30, 2014**

NOTE 1 - DESCRIPTION OF THE SCHOOL DISTRICT

The Western Reserve Local School District (the "District") is a local school district as defined by Section 3311.03 of the Ohio Revised Code. The District operates under an elected five-member Board of Education and is responsible for providing public education to the residents of the District.

The District employs 49 non-certified, 75 certified employees and 8 administrative employees to provide services to approximately 1,247 students in grades K through 12 and various community groups.

NOTE 2 - SUMMARY OF SIGNIFICANT ACCOUNTING POLICIES

The basic financial statements of the District have been prepared in conformity with accounting principles generally accepted in the United States of America (GAAP) as applied to governmental units. The Governmental Accounting Standards Board (GASB) is the accepted standard-setting body for establishing governmental accounting and financial reporting principles. The District's significant accounting policies are described below.

A. Reporting Entity

The reporting entity has been defined in accordance with GASB Statement No. 14, "The Financial Reporting Entity" as amended by GASB Statement No. 39, "Determining Whether Certain Organizations Are Component Units" and GASB Statement No. 61, "The Financial Reporting Entity: Omnibus an Amendment of GASB Statements No. 14 and No. 34". The reporting entity is composed of the primary government and component units. The primary government consists of all funds, departments, boards and agencies that are not legally separate from the District. For the District, this includes general operations, food service, and student related activities of the District.

Component units are legally separate organizations for which the District is financially accountable. The District is financially accountable for an organization if the District appoints a voting majority of the organization's Governing Board and (1) the District is able to significantly influence the programs or services performed or provided by the organization; or (2) the District is legally entitled to or can otherwise access the organization's resources; or (3) the District is legally obligated or has otherwise assumed the responsibility to finance the deficits of, or provide financial support to, the organization; or (4) the District is obligated for the debt of the organization. Component units may also include organizations that are fiscally dependent on the District in that the District approves the budget, the issuance of debt or the levying of taxes. Certain organizations are also included as component units if the nature and significance of the relationship between the primary government and the organization is such that exclusion by the primary government would render the primary government's financial statements incomplete or misleading. Based upon the application of these criteria, the District has no component units. The basic financial statements of the reporting entity include only those of the District (the primary government).

**WESTERN RESERVE LOCAL SCHOOL DISTRICT
HURON COUNTY, OHIO**

**NOTES TO THE BASIC FINANCIAL STATEMENTS
FOR THE FISCAL YEAR ENDED JUNE 30, 2014**

NOTE 2 - SUMMARY OF SIGNIFICANT ACCOUNTING POLICIES - (Continued)

The following organizations are described due to their relationship to the District:

JOINTLY GOVERNED ORGANIZATIONS

Northern Ohio Educational Computer Association

The Northern Ohio Educational Computer Association (NOECA) is a jointly governed organization, which is a computer consortium. NOECA is an association of public school districts formed for the purpose of applying modern technology (with the aid of computers and other electronic equipment) to administrative and instructional functions among member school districts. The NOECA Board of Directors consists of two representatives from each county in which participating school districts are located, the chairman of each of the operating committees and a representative from the fiscal agent. During the fiscal year, the District paid NOECA \$37,565 for services. Financial information can be obtained by contacting the Controller, 2900 S. Columbus Avenue, Sandusky, Ohio 44870.

Bay Area Council of Governments

The Bay Area Council of Governments consists of school districts representing multiple counties (Crawford, Erie, Huron, Ottawa, Sandusky, Seneca and Wood). This jointly governed organization was formed for the purpose of purchasing goods and services at a lower cost. The items currently being purchased through Bay Area are natural gas and insurance. The only cost to the districts is an administrative charge if they purchase something through the Council. The District paid \$52,827 to the Bay Area Council of Governments in 2014. The Bay Area Council of Governments consists of the superintendent of each school district. The Board of Directors consists of 1 elected representative from each county, and the superintendent of the fiscal agent and 2 non-voting members (administrator and fiscal officer).

Members of the Board serve two-year terms, which are staggered. Financial information can be obtained by contacting the fiscal officer at 2900 South Columbus Avenue, Sandusky, Ohio, 44870.

North Point Purchasing Cooperative

The North Point Purchasing Cooperative (the "Cooperative") is composed of 15 school districts in four counties. The purpose of the Cooperative is to obtain competitive prices for quality merchandise and services commonly used by schools. All member districts are obligated to pay all fees, charges, or other assessments as established by the Cooperative; currently there are no fees assessed to the members. There are nine Directors elected from the member districts. Any district withdrawing from the Cooperative forfeits its claim to any and all Cooperative assets. Sixty days notice is necessary prior to withdrawal from the group; during this time, the withdrawing member is liable for all member obligations. To obtain further information regarding the Cooperative, contact the North Point Purchasing Cooperative, by contacting the Administrator at 2900 Columbus Avenue, Sandusky, Ohio 44870.

**WESTERN RESERVE LOCAL SCHOOL DISTRICT
HURON COUNTY, OHIO**

NOTES TO THE BASIC FINANCIAL STATEMENTS
FOR THE FISCAL YEAR ENDED JUNE 30, 2014

NOTE 2 - SUMMARY OF SIGNIFICANT ACCOUNTING POLICIES - (Continued)

INSURANCE PURCHASING POOLS

Ohio School Boards Association Workers' Compensation Group Rating Program

The District participates in a group rating plan for workers' compensation as established under Section 4123.29 of the Ohio Revised Code. The Ohio School Boards Association Workers' Compensation Group Rating Program (GRP) was established through the Ohio School Boards Association (OSBA) as a group purchasing pool.

Huron-Erie School Employees Insurance Association

The Huron-Erie School Employees Insurance Association (Association) is a public entity risk pool. The Association assembly consists of a superintendent or designated representative from each participating district and the program administrator. The Association is governed by a board of directors chosen from the general membership. The degree of control exercised by any participating district is limited to its representation on the Board. Financial information can be obtained by contacting the fiscal officer at 2900 South Columbus Avenue, Sandusky, Ohio 44870.

B. Fund Accounting

The District uses funds to maintain its financial records during the year. A fund is defined as a fiscal and accounting entity with a self balancing set of accounts. There are three categories of funds: governmental, proprietary and fiduciary.

GOVERNMENTAL FUNDS

Governmental funds are those through which most governmental functions typically are financed. Governmental fund reporting focuses on the sources, uses and balances of current financial resources. Expendable assets are assigned to the various governmental funds according to the purposes for which they may or must be used. Current liabilities are assigned to the fund from which they will be paid. The difference between governmental fund assets plus deferred outflows of resources and liabilities plus deferred inflows of resources is reported as fund balance. The following are the District's major governmental funds:

General fund - The general fund is used to account for and report all financial resources not accounted for and reported in another fund. The general fund balance is available for any purpose provided it is expended or transferred according to the general laws of Ohio.

Bond retirement fund - The bond retirement fund is used to account for the accumulation of restricted resources and payment of general obligation bond and note principal, interest and related costs.

Other governmental funds of the District are used to account for (a) financial resources that are restricted, committed, or assigned to expenditures for capital outlays including the acquisition or construction of capital facilities and other capital assets and (b) specific revenue sources that are restricted or committed to an expenditure for specified purposes other than debt service or capital projects.

**WESTERN RESERVE LOCAL SCHOOL DISTRICT
HURON COUNTY, OHIO**

NOTES TO THE BASIC FINANCIAL STATEMENTS
FOR THE FISCAL YEAR ENDED JUNE 30, 2014

NOTE 2 - SUMMARY OF SIGNIFICANT ACCOUNTING POLICIES - (Continued)

PROPRIETARY FUND

Proprietary funds are used to account for the District's ongoing activities which are similar to those often found in the private sector. The District has no proprietary funds.

FIDUCIARY FUNDS

Fiduciary fund reporting focuses on net position and changes in net position. The fiduciary fund category is split into four classifications: pension trust funds, investment trust funds, private-purpose trust funds and agency funds. Trust funds are used to account for assets held by the District under a trust agreement for individuals, private organizations, or other governments and are therefore not available to support the District's own programs. The District's only trust fund is a private-purpose trust which accounts for scholarship programs for students. Agency funds are custodial in nature (assets equal liabilities) and do not involve measurement of results of operations. The District's agency fund accounts for student activities.

C. Basis of Presentation and Measurement Focus

Government-Wide Financial Statements - The statement of net position and the statement of activities display information about the District as a whole. These statements include the financial activities of the primary government, except for fiduciary funds.

The government-wide statement of activities presents a comparison between direct expenses and program revenues for each function or program of the governmental activities of the District. Direct expenses are those that are specifically associated with a service, program or department and therefore clearly identifiable to a particular function. Program revenues include amounts paid by the recipient of goods or services offered by the program and grants and contributions that are restricted to meeting the operational requirements of a particular program. Revenues not classified as program revenues are presented as general revenues of the District.

The government-wide financial statements are prepared using the economic resources measurement focus. All assets, deferred outflows of resources, liabilities and deferred inflows of resources associated with the operation of the District are included on the statement of net position.

Fund Financial Statements - Fund financial statements report detailed information about the District. The focus of governmental fund financial statements is on major funds rather than reporting funds by type. Each major fund is presented in a separate column, and all nonmajor funds are aggregated into one column. Fiduciary funds are reported by fund type.

All governmental funds are accounted for using a flow of current financial resources measurement focus. With this measurement focus, only current assets, current deferred outflows of resources, current liabilities and current deferred inflows of resources generally are included on the balance sheet. The statement of revenues, expenditures and changes in fund balances reports on the sources (i.e., revenues and other financing sources) and uses (i.e., expenditures and other financing uses) of current financial resources. This approach differs from the manner in which the governmental activities of the government-wide financial statements are prepared. Governmental fund financial statements therefore include a reconciliation with brief explanations to better identify the relationship between the government-wide statements and the statements for governmental funds.

**WESTERN RESERVE LOCAL SCHOOL DISTRICT
HURON COUNTY, OHIO**

NOTES TO THE BASIC FINANCIAL STATEMENTS
FOR THE FISCAL YEAR ENDED JUNE 30, 2014

NOTE 2 - SUMMARY OF SIGNIFICANT ACCOUNTING POLICIES - (Continued)

The private-purpose trust fund is reported using the economic resources measurement focus. Agency funds do not report a measurement focus as they do not report operations.

D. Basis of Accounting

Basis of accounting determines when transactions are recorded in the financial records and reported on the financial statements. Government-wide financial statements are prepared using the accrual basis of accounting. Governmental funds use the modified accrual basis of accounting. Fiduciary funds also use the accrual basis of accounting.

Revenues - Exchange and Nonexchange Transactions - Revenues resulting from exchange transactions, in which each party gives and receives essentially equal value, are recorded on the accrual basis when the exchange takes place. On a modified accrual basis, revenue is recorded in the fiscal year in which the resources are measurable and become available. Available means that the resources will be collected within the current fiscal year or are expected to be collected soon enough thereafter to be used to pay liabilities of the current fiscal year. For the District, available means expected to be received within sixty days of fiscal year end.

Nonexchange transactions, in which the District receives value without directly giving equal value in return, include property taxes, income taxes, grants, entitlements and donations. On an accrual basis, revenue from property taxes is recognized in the fiscal year for which the taxes are levied (See Note 5).

Revenue from grants, entitlements and donations is recognized in the fiscal year in which all eligibility requirements have been satisfied. Eligibility requirements include timing requirements, which specify the year when the resources are required to be used or the fiscal year when use is first permitted, matching requirements, in which the District must provide local resources to be used for a specified purpose and expenditure requirements, in which the resources are provided to the District on a reimbursement basis. On a modified accrual basis, revenue from nonexchange transactions must also be available before it can be recognized.

Under the modified accrual basis, the following revenue sources are considered to be both measurable and available at fiscal year end: property taxes available as an advance, income taxes, interest, tuition, grants, student fees and rentals.

Deferred Inflows of Resources and Deferred Outflows of Resources - A deferred inflow of resources is an acquisition of net position by the District that is applicable to a future reporting period. A deferred outflow of resources is a consumption of net position by the District that is applicable to a future reporting period.

Property taxes for which there is an enforceable legal claim as of June 30, 2014, but which were levied to finance fiscal year 2015 operations, and other revenues received in advance of the fiscal year for which they were intended to finance, have been recorded as deferred inflows. Income taxes and grants not received within the available period, grants and entitlements received before the eligibility requirements are met, and delinquent property taxes due at June 30, 2014, are recorded as deferred inflows on the governmental fund financial statements.

On governmental fund financial statements, receivables that will not be collected within the available period have been reported as deferred inflows of resources.

**WESTERN RESERVE LOCAL SCHOOL DISTRICT
HURON COUNTY, OHIO**

NOTES TO THE BASIC FINANCIAL STATEMENTS
FOR THE FISCAL YEAR ENDED JUNE 30, 2014

NOTE 2 - SUMMARY OF SIGNIFICANT ACCOUNTING POLICIES - (Continued)

Expenses/Expenditures - On the accrual basis of accounting, expenses are recognized at the time they are incurred. The entitlement value of donated commodities received during the year is reported in the statement of revenues, expenditures and changes in fund balances as an expenditure with a like amount reported as intergovernmental revenue.

The measurement focus of governmental fund accounting is on decreases in net financial resources (expenditures) rather than expenses. Expenditures are generally recognized in the accounting period in which the related fund liability is incurred, if measurable. Allocations of cost, such as depreciation and amortization, are not recognized in governmental funds.

E. Budgets

The District is required by State statute to adopt an annual appropriated cash basis budget for all funds. The specific timetable for fiscal year 2014 is as follows:

1. Prior to January 15, the Superintendent and Treasurer submit to the Board of Education a proposed operating budget for the fiscal year commencing the following July 1. The budget includes proposed expenditures and the means of financing for all funds. Public hearings are publicized and conducted to obtain taxpayers' comments. The purpose of this budget document is to reflect the need for existing (or increased) tax rates.
2. By no later than January 20, the Board-adopted budget is filed with the Huron County Budget Commission for tax rate determination.
3. Prior to April 1, the Board of Education accepts, by formal resolution, the tax rates as determined by the Budget Commission and receives the Commission's certificate of estimated resources which states the projected revenue of each fund. Prior to July 1, the District must revise its budget so that total contemplated expenditures from any fund during the ensuing year will not exceed the amount stated in the certificate of estimated resources. The revised budget then serves as a basis for the appropriation measure. On or about July 1, the certificate is amended to include any unencumbered balances from the preceding year as reported by the District Treasurer. The certificate may be further amended during the year if projected increases or decreases in revenue are identified by the District Treasurer. The budget figures, as shown in the accompanying budgetary statement, reflect the amounts set forth in the original and final certificates of estimated resources issued for fiscal year 2014.
4. By July 1, the annual appropriation resolution is legally enacted by the Board of Education at the fund level of expenditures, which is the legal level of budgetary control. State statute permits a temporary appropriation to be effective until no later than October 1 of each year. Board adopted appropriations by fund must be within the estimated resources as certified by the County Budget Commission and the total of expenditures and encumbrances may not exceed the appropriation totals. Although the legal level of budgetary control was established at the fund level of expenditures, the District has elected to present budgetary statement comparisons at the fund level of expenditures for the general fund.
5. All funds, other than agency funds, are legally required to be budgeted and appropriated. Short-term interfund loans are not required to be budgeted since they represent a temporary cash flow resource and are intended to be repaid.

**WESTERN RESERVE LOCAL SCHOOL DISTRICT
HURON COUNTY, OHIO**

**NOTES TO THE BASIC FINANCIAL STATEMENTS
FOR THE FISCAL YEAR ENDED JUNE 30, 2014**

NOTE 2 - SUMMARY OF SIGNIFICANT ACCOUNTING POLICIES - (Continued)

6. Any revisions that alter the total of any fund appropriation must be approved by the Board of Education.
7. Formal budgetary integration is employed as a management control device during the year for all funds consistent with the general obligation bond indenture and other statutory provisions. All funds completed the year within the amount of their legally authorized cash basis appropriation.
8. Appropriation amounts are as originally adopted, or as amended by the Board of Education through the year by supplemental appropriations, which either reallocated or increased the original appropriated amounts. All supplemental appropriations were legally enacted by the Board prior to June 30, 2014; however, none of these amendments were significant. The budget figures, as shown in the accompanying budgetary statement, reflect the original and final appropriation amounts including all amendments and modifications.
9. Unencumbered appropriations lapse at fiscal year end. Encumbered appropriations are carried forward to the succeeding fiscal year and need not be reappropriated. Expenditures plus encumbrances may not legally exceed budgeted appropriations at the fund level.

F. Cash and Investments

To improve cash management, cash received by the District is pooled in a central bank account. Monies for all funds are maintained in this pool. Individual fund integrity is maintained through the District's records. Each fund's interest in the pool is presented as "equity in pooled cash and cash equivalents" on the basic financial statements.

During fiscal year 2014, investments were limited to negotiable certificates of deposit, shares of common stock (see below) and a money market mutual fund. Investments are reported at fair value, which is based on quoted market prices.

Under existing Ohio statutes all investment earnings are assigned to the general fund unless statutorily required to be credited to a specific fund. By policy of the Board of Education, investment earnings are assigned to the general fund and the private-purpose trust fund. Interest revenue credited to the general fund during fiscal year 2014 amounted to \$12,846, which includes \$4,831 assigned from other District funds.

While common stock is not an allowable investment according to Ohio Statute, the District has been endowed with a gift of stock to its private-purpose trust fund. No public funds were used to acquire the stock. At June 30, 2014, the common stock value was \$16,876. The amount of common stock available for expenditure is reported in net position available in trust for scholarships on the statement of fiduciary net position.

For presentation on the basic financial statements, investments of the cash management pool and investments with original maturities of three months or less at the time they are purchased by the District are considered to be cash equivalents. Investments with an initial maturity of more than three months are reported as investments.

An analysis of the District's investment account at fiscal year end is provided in Note 4.

**WESTERN RESERVE LOCAL SCHOOL DISTRICT
HURON COUNTY, OHIO**

NOTES TO THE BASIC FINANCIAL STATEMENTS
FOR THE FISCAL YEAR ENDED JUNE 30, 2014

NOTE 2 - SUMMARY OF SIGNIFICANT ACCOUNTING POLICIES - (Continued)

G. Inventory

On government-wide financial statements, purchased inventories are presented at the lower of cost or market and donated commodities are presented at their entitlement value. Inventories are recorded on a first-in, first-out basis and are expensed when used. On the fund financial statements inventories are stated at cost and expensed when purchased and cost is determined on a first-in, first-out basis.

On the fund financial statements, reported material and supplies inventory is equally offset by a nonspendable fund balance in the governmental funds which indicates that it does not constitute available spendable resources even though it is a component of net current assets.

Inventory consists of expendable supplies held for consumption, donated food and purchased food.

H. Capital Assets

General capital assets are those assets related to governmental activities. These assets generally result from expenditures in the governmental funds. These assets are reported in the governmental activities column of the government-wide statement of net position, but are not reported in the fund financial statements.

All capital assets are capitalized at cost (or estimated historical cost) and updated for additions and retirements during the year. Donated capital assets are recorded at their fair market values as of the date received. The District maintains a capitalization threshold of \$2,500. Improvements are capitalized; the costs of normal maintenance and repairs that do not add to the value of the asset or materially extend an asset's life are not. The District does not possess infrastructure.

All reported capital assets except land are depreciated. Improvements are depreciated over the remaining useful lives of the related capital assets. Depreciation is computed using the straight-line method over the following useful lives:

<u>Description</u>	Governmental Activities <u>Estimated Lives</u>
Land improvements	5 - 25 years
Buildings and improvements	20 - 50 years
Furniture and equipment	5 - 20 years
Vehicles	6 - 10 years

I. Compensated Absences

Compensated absences of the District consist of vacation leave and sick leave to the extent that payments to the employee for these absences are attributable to services already rendered and are not contingent on a specific event that is outside the control of the District and the employee.

**WESTERN RESERVE LOCAL SCHOOL DISTRICT
HURON COUNTY, OHIO**

**NOTES TO THE BASIC FINANCIAL STATEMENTS
FOR THE FISCAL YEAR ENDED JUNE 30, 2014**

NOTE 2 - SUMMARY OF SIGNIFICANT ACCOUNTING POLICIES - (Continued)

In accordance with the provisions of GASB Statement No. 16, “Accounting for Compensated Absences”, a liability for vacation leave is accrued if a) the employees’ rights to payment are attributable to services already rendered; and b) it is probable that the employer will compensate the employees for the benefits through paid time off or other means, such as cash payment at termination or retirement. An accrual for earned sick leave is made to the extent that it is probable that the benefits will result in termination (severance) payments. A liability for severance is accrued using the vesting method; i.e., the liability is based on the sick leave accumulated at June 30, by those employees who are currently eligible to receive termination (severance) payments, as well as those employees expected to become eligible in the future. For purposes of establishing a liability for sick leave on employees expected to become eligible to retire in the future, all employees at least age fifty with at least ten years of service or any age with at least twenty years of service were considered expected to become eligible to retire in accordance with GASB Statement No. 16.

The total liability for vacation and sick leave payments has been calculated using pay rates in effect at June 30, 2014 and reduced to the maximum payment allowed by labor contract and/or statute, plus any applicable additional salary related payments.

The entire compensated absence liability is reported on the government-wide financial statements.

For governmental fund financial statements, the current portion of unpaid compensated absences is the amount expected to be paid using expendable available resources. These amounts are recorded in the account “compensated absences payable” in the fund from which the employees who have accumulated unpaid leave are paid. The noncurrent portion of the liability is not reported.

J. Accrued Liabilities and Long-Term Obligations

All payables, accrued liabilities and long-term obligations are reported in the government-wide financial statements.

In general, governmental fund payables and accrued liabilities that, once incurred, are paid in a timely manner and in full from current financial resources are reported as obligations of the funds. However, compensated absences that will be paid from governmental funds are reported as a liability in the fund financial statements only to the extent that they are due for payment during the current year. Bonds and capital lease obligations are recognized as a liability on the fund financial statements when due.

K. Fund Balance

Fund balance is divided into five classifications based primarily on the extent to which the District is bound to observe constraints imposed upon the use of the resources in the governmental funds. The classifications are as follows:

Nonspendable - The nonspendable fund balance classification includes amounts that cannot be spent because they are not in spendable form or legally required to be maintained intact. The “not in spendable form” criterion includes items that are not expected to be converted to cash.

Restricted - Fund balance is reported as restricted when constraints are placed on the use of resources that are either externally imposed by creditors (such as through debt covenants), grantors, contributors, or laws or regulations of other governments, or imposed by law through constitutional provisions or enabling legislation.

**WESTERN RESERVE LOCAL SCHOOL DISTRICT
HURON COUNTY, OHIO**

**NOTES TO THE BASIC FINANCIAL STATEMENTS
FOR THE FISCAL YEAR ENDED JUNE 30, 2014**

NOTE 2 - SUMMARY OF SIGNIFICANT ACCOUNTING POLICIES - (Continued)

Committed - The committed fund balance classification includes amounts that can be used only for the specific purposes imposed by a formal action (resolution) of the District Board of Education (the highest level of decision making authority). Those committed amounts cannot be used for any other purpose unless the District Board of Education removes or changes the specified use by taking the same type of action (resolution) it employed to previously commit those amounts. Committed fund balance also incorporates contractual obligations to the extent that existing resources in the fund have been specifically committed for use in satisfying those contractual requirements.

Assigned - Amounts in the assigned fund balance classification are intended to be used by the District for specific purposes, but do not meet the criteria to be classified as restricted nor committed. In governmental funds other than the general fund, assigned fund balance represents the remaining amount that is not restricted or committed. In the general fund, assigned amounts represent intended uses established by policies of the District Board of Education, which includes giving the Treasurer the authority to constrain monies for intended purposes.

Unassigned - Unassigned fund balance is the residual classification for the general fund and includes all spendable amounts not contained in the other classifications. In other governmental funds, the unassigned classification is only used to report a deficit fund balance resulting from overspending for specific purposes for which amounts had been restricted, committed, or assigned.

The District applies restricted resources first when expenditures are incurred for purposes for which restricted and unrestricted (committed, assigned, and unassigned) fund balance is available. Similarly, within unrestricted fund balance, committed amounts are reduced first followed by assigned, and then unassigned amounts when expenditures are incurred for purposes for which amounts in any of the unrestricted fund balance classifications could be used.

L. Net Position

Net position represents the difference between assets and deferred outflows and liabilities and deferred inflows. The net position component "net investment in capital assets," consists of capital assets, net of accumulated depreciation, reduced by the outstanding balances of any borrowing used for the acquisition, construction or improvement of those assets. Deferred outflows of resources and deferred inflows of resources that are attributable to the acquisition, construction or improvement of those assets or related debt also should be included in this component of net position. Net position is reported as restricted when there are limitations imposed on its use either through the enabling legislation adopted by the District or through external restrictions imposed by creditors, grantors or laws or regulations of other governments. The amount restricted for other purposes represents amounts restricted for food service operations.

The District applies restricted resources first when an expense is incurred for purposes for which both restricted and unrestricted net position is available.

**WESTERN RESERVE LOCAL SCHOOL DISTRICT
HURON COUNTY, OHIO**

**NOTES TO THE BASIC FINANCIAL STATEMENTS
FOR THE FISCAL YEAR ENDED JUNE 30, 2014**

NOTE 2 - SUMMARY OF SIGNIFICANT ACCOUNTING POLICIES - (Continued)

M. Prepayments

Certain payments to vendors reflect the costs applicable to future accounting periods and are recorded as prepaid items in both government-wide and fund financial statements. These items are reported as assets on the balance sheet using the consumption method. A current asset for the prepaid amounts is recorded at the time of the purchase and the expenditure/expense is reported in the year in which services are consumed.

On the fund financial statements, reported prepayments is equally offset by nonspendable fund balance in the governmental funds which indicates that it does not constitute available spendable resources even though it is a component of net current assets.

N. Issuance Costs/Bond Premiums and Discounts and Accounting Gain or Loss on Debt Refunding

On the governmental fund financial statements, issuance costs, bond premiums, bond discounts, and charges from debt refunding are recognized in the current period.

On the government-wide financial statements, issuance costs are recognized in the current period and are not amortized. Bond premiums and discounts are amortized over the term of the bonds using the straight-line method. Unamortized bond premiums are presented as an addition to the face amount of the bonds reported on the statement of net position. Unamortized bond discounts are presented as a reduction to the face amount of the bonds reported on the statement of net position. The reconciliation between the bonds face value and the amount reported on the statement of net position is presented in Note 10.A.

For advance refunding resulting in the defeasance of debt, the difference between the reacquisition price and the net carrying amount of the old debt is deferred and amortized as a component of interest expense. This accounting gain or loss is amortized over the remaining life of the old debt or the life of the new debt, whichever is shorter, and is presented as a deferred outflow of resources.

O. Estimates

The preparation of the basic financial statements in conformity with GAAP requires management to make estimates and assumptions that affect the amounts reported in the basic financial statements and accompanying notes. Actual results may differ from those estimates.

P. Stabilization Arrangement

The Board of Education has \$400,000 of fund balance in the general fund to be used for budget stabilization. The Board has these funds to cover emergency situations or when revenue shortages or budgetary imbalances arise. The budget stabilization arrangement may be removed by action of the Board of Education at any time.

**WESTERN RESERVE LOCAL SCHOOL DISTRICT
HURON COUNTY, OHIO**

NOTES TO THE BASIC FINANCIAL STATEMENTS
FOR THE FISCAL YEAR ENDED JUNE 30, 2014

NOTE 2 - SUMMARY OF SIGNIFICANT ACCOUNTING POLICIES - (Continued)

Q. Interfund Activity

Exchange transactions between funds are reported as revenues in the seller funds and as expenditures/expenses in the purchaser funds. Flows of cash or goods from one fund to another without a requirement for repayment are reported as interfund transfers. Interfund transfers are reported as other financing sources/uses in governmental funds. Repayments from funds responsible for particular expenditures/expenses to the funds that initially paid for them are not presented on the basic financial statements.

R. Extraordinary and Special Items

Extraordinary items are transactions or events that are both unusual in nature and infrequent in occurrence. Special items are transactions or events that are within the control of the Board of Education and that are either unusual in nature or infrequent in occurrence. Neither type of transaction occurred during fiscal year 2014.

NOTE 3 - ACCOUNTABILITY AND COMPLIANCE

A. Change in Accounting Principles

For fiscal year 2014, the District has implemented GASB Statement No. 70, "Accounting and Financial Reporting for Nonexchange Financial Guarantees".

GASB Statement No. 70 improves the recognition, measurement, and disclosures for state and local governments that have extended or received financial guarantees that are nonexchange transactions. The implementation of GASB Statement No. 70 did not have an effect on the financial statements of the District.

B. Deficit Fund Balances

Fund balances at June 30, 2014 included the following individual fund deficits:

<u>Nonmajor funds</u>	<u>Deficit</u>
Food service	\$ 2,114
Race to the top	11
Improving teacher quality	99

The general fund is liable for any deficits in these funds and provides transfers when cash is required, not when accruals occur. The deficit fund balances resulted from adjustments for accrued liabilities.

**WESTERN RESERVE LOCAL SCHOOL DISTRICT
HURON COUNTY, OHIO**

**NOTES TO THE BASIC FINANCIAL STATEMENTS
FOR THE FISCAL YEAR ENDED JUNE 30, 2014**

NOTE 4 - DEPOSITS AND INVESTMENTS

State statutes classify monies held by the District into three categories.

Active deposits are public deposits necessary to meet current demands on the treasury. Such monies must be maintained either as cash in the District treasury, in commercial accounts payable or withdrawable on demand, including negotiable order of withdrawal (NOW) accounts, or in money market deposit accounts.

Inactive deposits are public deposits that the Board of Education has identified as not required for use within the current five year period of designation of depositories. Inactive deposits must either be evidenced by certificates of deposit maturing not later than the end of the current period of designation of depositories, or by savings or deposit accounts including, but not limited to, passbook accounts.

Interim deposits are deposits of interim monies. Interim monies are those monies which are not needed for immediate use, but which will be needed before the end of the current period of designation of depositories.

Interim deposits must be evidenced by time certificates of deposit maturing not more than one year from the date of deposit or by savings or deposit accounts including passbook accounts.

Interim monies may be deposited or invested in the following securities:

1. United States Treasury Notes, Bills, Bonds, or any other obligation or security issued by the United States Treasury or any other obligation guaranteed as to principal and interest by the United States;
2. Bonds, notes, debentures, or any other obligations or securities issued by any federal government agency or instrumentality, including, but not limited to, the Federal National Mortgage Association, Federal Home Loan Bank, Federal Farm Credit Bank, Federal Home Loan Mortgage Corporation, Government National Mortgage Association, and Student Loan Marketing Association. All federal agency securities shall be direct issuances of federal government agencies or instrumentalities;
3. Written repurchase agreements in the securities listed above provided that the market value of the securities subject to the repurchase agreement must exceed the principal value of the agreement by at least two percent and be marked to market daily, and that the term of the agreement must not exceed thirty days;
4. Bonds and other obligations of the State of Ohio;
5. No-load money market mutual funds consisting exclusively of obligations described in items (1) and (2) above and repurchase agreements secured by such obligations, provided that investments in securities described in this division are made only through eligible institutions;
6. The State Treasurer's investment pool the State Treasury Asset Reserve of Ohio (STAR Ohio);
7. Certain banker's acceptance and commercial paper notes for a period not to exceed one hundred eighty days from the purchase date in an amount not to exceed twenty-five percent of the interim monies available for investment at any one time; and,
8. Under limited circumstances, corporate debt interests rated in either of the two highest classifications by at least two nationally recognized rating agencies.

**WESTERN RESERVE LOCAL SCHOOL DISTRICT
HURON COUNTY, OHIO**

NOTES TO THE BASIC FINANCIAL STATEMENTS
FOR THE FISCAL YEAR ENDED JUNE 30, 2014

NOTE 4 - DEPOSITS AND INVESTMENTS - (Continued)

Protection of the District's deposits is provided by the Federal Deposit Insurance Corporation (FDIC), by eligible securities pledged by the financial institution as security for repayment, by surety company bonds deposited with the Treasurer by the financial institution or by a single collateral pool established by the financial institution to secure the repayment of all public monies deposited with the institution.

Investments in stripped principal or interest obligations, reverse repurchase agreements and derivatives are prohibited. The issuance of taxable notes for the purpose of arbitrage, the use of leverage and short selling are also prohibited. An investment must mature within five years from the date of purchase unless matched to a specific obligation or debt of the District and must be purchased with the expectation that it will be held to maturity. Investments may only be made through specified dealers and institutions. Payment for investments may be made only upon delivery of the securities representing the investments to the Treasurer or, if the securities are not represented by a certificate, upon receipt of confirmation of transfer from the custodian.

A. Cash on Hand

At fiscal year end, the District had \$15 in undeposited cash on hand which is included on the financial statements of the District as part of "equity in pooled cash and cash equivalents".

B. Deposits with Financial Institutions

At June 30, 2014, the carrying amount of all District deposits was \$1,932,946. Based on the criteria described in GASB Statement No. 40, "Deposits and Investment Risk Disclosures", as of June 30, 2014, \$1,907,819 of the District's bank balance of \$2,157,819 was exposed to custodial risk as discussed below, while \$250,000 was covered by the FDIC.

Custodial credit risk is the risk that, in the event of bank failure, the District will not be able to recover deposits or collateral securities that are in the possession of an outside party. As permitted by Ohio Revised Code, the District's deposits are collateralized by a pool of eligible securities deposited with Federal Reserve Banks, or at member banks of the Federal Reserve System, in the name of the depository bank and pledged as a pool of collateral against all public deposits held by the depository. The District has no deposit policy for custodial credit risk beyond the requirements of State statute. Although the securities were held by the pledging institutions' trust department and all statutory requirements for the deposit of money had been followed, noncompliance with federal requirements could potentially subject the District to a successful claim by the FDIC.

C. Investments

As of June 30, 2014, the District had the following investments and maturities:

<u>Investment type</u>	<u>Fair Value</u>	<u>Investment Maturities</u>		
		<u>6 months or less</u>	<u>7 to 12 months</u>	<u>Greater than 24 months</u>
Donated stock	\$ 16,876	\$ 16,876	\$ -	\$ -
Money market mutual fund	3,540	3,540	-	-
Negotiable CD	<u>497,700</u>	<u>-</u>	<u>99,901</u>	<u>397,799</u>
Total	<u>\$ 518,116</u>	<u>\$ 20,416</u>	<u>\$ 99,901</u>	<u>\$ 397,799</u>

**WESTERN RESERVE LOCAL SCHOOL DISTRICT
HURON COUNTY, OHIO**

NOTES TO THE BASIC FINANCIAL STATEMENTS
FOR THE FISCAL YEAR ENDED JUNE 30, 2014

NOTE 4 - DEPOSITS AND INVESTMENTS - (Continued)

The weighted average maturity of investments is 3.46 years.

Interest Rate Risk: The Ohio Revised Code generally limits security purchases to those that mature within five years of the settlement date. Interest rate risk arises because potential purchasers of debt securities will not agree to pay face value for those securities if interest rates subsequently increase. The District has no investment policy dealing with interest rate risk beyond the requirements of State statute.

Credit Risk: The District's investments in negotiable CD's are fully covered by the FDIC. The District's investment policy does not specifically address credit risk beyond adherence to all relevant sections of the Ohio Revised Code.

Custodial Credit Risk: For an investment, custodial credit risk is the risk that, in the event of the failure of the counterparty, the District will not be able to recover the value of its investments or collateral securities that are in the possession of an outside party. The District has no investment policy dealing with investment custodial risk beyond the requirement in State statute that prohibits payment for investments prior to the delivery of the securities representing such investments to the treasurer or qualified trustee.

Concentration of Credit Risk: The District places no limit on the amount that may be invested in any one issuer. The following table includes the percentage of each investment type held by the District at June 30, 2014:

<u>Investment type</u>	<u>Fair Value</u>	<u>% of Total</u>
Donated stock	\$ 16,876	3.26
Money market mutual fund	3,540	0.68
Negotiable CD	<u>497,700</u>	<u>96.06</u>
 Total	 <u>\$ 518,116</u>	 <u>100.00</u>

D. Reconciliation of Cash and Investments to the Statement of Net Position

The following is a reconciliation of cash and investments as reported in the note above to cash and investments as reported on the statement of net position as of June 30, 2014:

<u>Cash and investments per note</u>	
Carrying amount of deposits	\$ 1,932,946
Investments	518,116
Cash on hand	<u>15</u>
Total	<u>\$ 2,451,077</u>

<u>Cash and investments per statement of net position</u>	
Governmental activities	\$ 2,340,671
Private-purpose trust funds	69,391
Agency funds	<u>41,015</u>
Total	<u>\$ 2,451,077</u>

**WESTERN RESERVE LOCAL SCHOOL DISTRICT
HURON COUNTY, OHIO**

**NOTES TO THE BASIC FINANCIAL STATEMENTS
FOR THE FISCAL YEAR ENDED JUNE 30, 2014**

NOTE 5 - PROPERTY TAXES

Property taxes are levied and assessed on a calendar year basis while the District fiscal year runs from July through June. First half tax collections are received by the District in the second half of the fiscal year. Second half tax distributions occur in the first half of the following fiscal year.

Property taxes include amounts levied against all real property and public utility property. Real property tax revenues received in calendar year 2014 represent the collection of calendar year 2013 taxes. Real property taxes received in calendar year 2014 were levied after April 1, 2013, on the assessed values as of January 1, 2013, the lien date. Assessed values for real property taxes are established by State statute at 35 percent of appraised market value. Real property taxes are payable annually or semiannually. If paid annually, payment is due December 31; if paid semiannually, the first payment is due December 31, with the remainder payable by June 20. Under certain circumstances, State statute permits alternate payment dates to be established. Public utility property tax revenues received in calendar year 2014 represent the collection of calendar year 2013 taxes. Public utility real and personal property taxes received in calendar year 2014 became a lien on December 31, 2012, were levied after April 1, 2013, and are collected with real property taxes. Public utility real property is assessed at 35 percent of true value; public utility tangible personal property is currently assessed at varying percentages of true value.

The District receives property taxes from Huron and Erie Counties. The County Auditors periodically advance to the District its portion of the taxes collected. Second-half real property tax payments collected by the Counties by June 30, 2014, are available to finance fiscal year 2014 operations. The amount available as an advance at June 30, 2014 was \$279,496 in the general fund, \$30,420 in the bond retirement fund and \$5,664 in the permanent improvement fund (a nonmajor governmental fund). This amount is recorded as revenue. The amount available for advance at June 30, 2013 was \$280,946 in the general fund, \$30,679 in the bond retirement fund and \$5,650 in the permanent improvement fund (a nonmajor governmental fund). The amount of second-half real property taxes available for advance at fiscal year-end can vary based on the date the tax bills are sent.

Accrued property taxes receivable includes real property, public utility property and delinquent tangible personal property taxes which are measurable as of June 30, 2014 and for which there is an enforceable legal claim. Although total property tax collections for the next fiscal year are measurable, only the amount of real property taxes available as an advance at June 30 was levied to finance current fiscal year operations and is reported as revenue at fiscal year end. The portion of the receivable not levied to finance current fiscal year operations is offset by a credit to deferred inflows.

On the accrual basis of accounting, collectible delinquent property taxes have been recorded as a receivable and revenue, while on a modified accrual basis of accounting the revenue has been reported as a deferred inflow.

**WESTERN RESERVE LOCAL SCHOOL DISTRICT
HURON COUNTY, OHIO**

NOTES TO THE BASIC FINANCIAL STATEMENTS
FOR THE FISCAL YEAR ENDED JUNE 30, 2014

NOTE 5 - PROPERTY TAXES - (Continued)

The assessed values upon which the fiscal year 2014 taxes were collected are:

	2013 Second Half Collections		2014 First Half Collections	
	<u>Amount</u>	<u>Percent</u>	<u>Amount</u>	<u>Percent</u>
Agricultural/residential and other real estate	\$ 122,342,830	96.95	\$ 123,293,800	96.73
Public utility personal	<u>3,852,280</u>	<u>3.05</u>	<u>4,173,120</u>	<u>3.27</u>
Total	<u>\$ 126,195,110</u>	<u>100.00</u>	<u>\$ 127,466,920</u>	<u>100.00</u>
Tax rate per \$1,000 of assessed valuation	\$33.85		\$33.85	

NOTE 6 - SCHOOL DISTRICT INCOME TAX

The voters of the District have passed 2 income tax levies. The first income tax levy was passed in May of 1990 and established a 3/4% income tax effective January 1, 1991, for an indefinite period of time. The second income tax levy was passed in March of 1996 and established an additional 1/2% income tax effective January 1, 1998 for an indefinite period of time. School district income tax revenue received by the general fund during fiscal year 2014 was \$1,845,197.

NOTE 7 - RECEIVABLES

Receivables at June 30, 2014 consisted of taxes, accounts, accrued interest and intergovernmental receivables. All receivables are considered collectible in full due to the ability to foreclose for the nonpayment of taxes, the stable condition of State programs and the current year guarantee of federal funds. A summary of the principal items of receivables reported on the statement of net position follows:

Governmental activities:	
Property taxes	\$ 2,868,438
Income taxes	739,752
Accounts	1,113
Accrued interest	892
Intergovernmental	<u>17,224</u>
Total	<u>\$ 3,627,419</u>

Receivables have been disaggregated on the face of the basic financial statements. All receivables are expected to be collected within the subsequent year.

**WESTERN RESERVE LOCAL SCHOOL DISTRICT
HURON COUNTY, OHIO**

NOTES TO THE BASIC FINANCIAL STATEMENTS
FOR THE FISCAL YEAR ENDED JUNE 30, 2014

NOTE 8 - CAPITAL ASSETS

Capital asset activity for the fiscal year ended June 30, 2014, was as follows:

	<u>Balance</u> <u>06/30/13</u>	<u>Additions</u>	<u>Deductions</u>	<u>Balance</u> <u>06/30/14</u>
Governmental activities:				
<i>Capital assets, not being depreciated:</i>				
Land	\$ 292,868	\$ -	\$ -	\$ 292,868
Total capital assets, not being depreciated	<u>292,868</u>	<u>-</u>	<u>-</u>	<u>292,868</u>
<i>Capital assets, being depreciated:</i>				
Land improvements	685,285	-	-	685,285
Buildings and improvements	22,416,615	-	-	22,416,615
Furniture and equipment	4,402,187	79,436	(50,625)	4,430,998
Vehicles	1,092,167	78,130	(35,925)	1,134,372
Total capital assets, being depreciated	<u>28,596,254</u>	<u>157,566</u>	<u>(86,550)</u>	<u>28,667,270</u>
<i>Less: accumulated depreciation</i>				
Land improvements	(532,285)	(23,441)	-	(555,726)
Buildings and improvements	(7,807,847)	(503,382)	-	(8,311,229)
Furniture and equipment	(3,952,888)	(86,194)	13,979	(4,025,103)
Vehicles	(723,906)	(67,491)	32,332	(759,065)
Total accumulated depreciation	<u>(13,016,926)</u>	<u>(680,508)</u>	<u>46,311</u>	<u>(13,651,123)</u>
Governmental activities capital assets, net	<u>\$ 15,872,196</u>	<u>\$ (522,942)</u>	<u>\$ (40,239)</u>	<u>\$ 15,309,015</u>

Depreciation expense was charged to governmental functions as follows:

<u>Instruction:</u>	
Regular	\$ 383,196
Special	34,393
Vocational	27,544
<u>Support services:</u>	
Pupil	346
Instructional staff	2,636
Administration	25,716
Business	979
Operations and maintenance	34,921
Pupil transportation	66,704
Central	12,531
Extracurricular activities	31,229
Food service operations	60,313
Total depreciation expense	<u>\$ 680,508</u>

**WESTERN RESERVE LOCAL SCHOOL DISTRICT
HURON COUNTY, OHIO**

NOTES TO THE BASIC FINANCIAL STATEMENTS
FOR THE FISCAL YEAR ENDED JUNE 30, 2014

NOTE 9 - CAPITAL LEASES - LESSEE DISCLOSURE

During fiscal year 2014 and prior fiscal years, the District entered into a capital lease for the acquisition of buses. The leases meet the criteria of a capital lease as defined by GAAP, which defines a capital lease generally as one which transfers benefits and risks of ownership to the lessee at the conclusion of the lease term. The capital lease transaction was accounted for as capital outlay expenditure and other financing source in the general fund. Capital lease payments have been reclassified and are reflected as debt service expenditures in the statement of revenues, expenditures and changes in fund balance of governmental funds. These expenditures are reflected as function expenditures on a budgetary basis.

The buses have been capitalized in the amount of \$232,210. This amount represents the present value of the minimum lease payments at the time of acquisition. Accumulated depreciation as of June 30, 2014, was \$48,352, leaving a current book value of \$183,858. A corresponding liability is recorded in the government-wide financial statements. Principal payments in fiscal year 2014 totaled \$45,619 in the general fund.

The following is a schedule of the future minimum lease payments required under the capital leases and the present value of the future minimum lease payments as of June 30, 2014.

<u>Fiscal Year Ending June 30,</u>	<u>Amount</u>
2015	\$ 48,649
2016	48,648
2017	32,543
2018	<u>16,561</u>
Total minimum lease payments	146,401
Less: amount representing interest	<u>(8,621)</u>
Total	<u>\$ 137,780</u>

**WESTERN RESERVE LOCAL SCHOOL DISTRICT
HURON COUNTY, OHIO**

NOTES TO THE BASIC FINANCIAL STATEMENTS
FOR THE FISCAL YEAR ENDED JUNE 30, 2014

NOTE 10 - LONG-TERM OBLIGATIONS

- A. During fiscal year 2014, the following changes occurred in governmental activities long-term obligations:

	Balance Outstanding <u>06/30/13</u>	<u>Additions</u>	<u>Reductions</u>	Balance Outstanding <u>06/30/14</u>	Amounts Due in <u>One Year</u>
Governmental activities:					
<u>General obligation bonds:</u>					
Series 2010, current interest bonds	\$ 2,140,000	\$ -	\$ (180,000)	\$ 1,960,000	\$ 185,000
Series 2010, capital appreciation bonds	35,000	-	-	35,000	-
Series 2010, accreted interest	<u>40,068</u>	<u>24,958</u>	<u>-</u>	<u>65,026</u>	<u>-</u>
Total general obligation bonds	<u>2,215,068</u>	<u>24,958</u>	<u>(180,000)</u>	<u>2,060,026</u>	<u>185,000</u>
<u>Other Obligations:</u>					
Compensated absences	475,847	81,666	(89,007)	468,506	31,243
Capital lease obligation	<u>105,269</u>	<u>78,130</u>	<u>(45,619)</u>	<u>137,780</u>	<u>44,618</u>
Total other obligations	<u>581,116</u>	<u>159,796</u>	<u>(134,626)</u>	<u>606,286</u>	<u>75,861</u>
Total	<u>\$ 2,796,184</u>	<u>\$ 184,754</u>	<u>\$ (314,626)</u>	2,666,312	<u>\$ 260,861</u>
Add: unamortized premium				<u>146,020</u>	
Total on statement of net position				<u>\$ 2,812,332</u>	

Series 2010 Refunding General Obligation Bonds

On October 7, 2010, the District issued general obligation bonds (Series 2010 Refunding Bonds) to advance refund the Series 2001 current interest bonds. This refunded debt is considered defeased (in-substance) and accordingly, has been removed from the statement of net position. The balance of the refunded current interest bonds at June 30, 2014, is \$2,145,000.

The refunding issue is comprised of both current interest bonds, par value \$2,540,000, and capital appreciation bonds par value \$35,000. The interest rates on the current interest bonds range from 2.00% - 4.00%. The capital appreciation bonds mature on December 1, 2016 at a redemption price equal to 100% of the principal, plus accrued interest to the redemption date the accreted value at maturity for the capital appreciation bonds maturing each December 1, 2016 is \$205,000. Total accreted interest of \$65,026 has been included in the statement of net position at June 30, 2014.

Interest payments on the current interest bonds are due on June 1 and December 1 of each year. The final maturity stated in the issue is December 1, 2023.

The reacquisition price exceeded the net carrying amount of the old debt by \$124,146. This amount is being netted against the new debt and amortized over the remaining life of the refunded debt, which is equal to the life of the new debt issued.

**WESTERN RESERVE LOCAL SCHOOL DISTRICT
HURON COUNTY, OHIO**

NOTES TO THE BASIC FINANCIAL STATEMENTS
FOR THE FISCAL YEAR ENDED JUNE 30, 2014

NOTE 10 - LONG-TERM OBLIGATIONS - (Continued)

- B.** Principal and interest requirements to retire the general obligation bonds outstanding at June 30, 2014, are as follows:

Fiscal Year Ending June 30	General Obligation Current Interest Bonds			General Obligation Capital Appreciation Bonds		
	Principal	Interest	Total	Principal	Interest	Total
2015	\$ 185,000	\$ 60,181	\$ 245,181	\$ -	\$ -	\$ -
2016	190,000	56,431	246,431	-	-	-
2017	-	224,532	224,532	35,000	170,000	205,000
2018	205,000	51,713	256,713	-	-	-
2019	215,000	45,803	260,803	-	-	-
2020 - 2024	<u>1,165,000</u>	<u>115,869</u>	<u>1,280,869</u>	<u>-</u>	<u>-</u>	<u>-</u>
Total	<u>\$ 1,960,000</u>	<u>\$ 554,529</u>	<u>\$ 2,514,529</u>	<u>\$ 35,000</u>	<u>\$ 170,000</u>	<u>\$ 205,000</u>

C. Legal Debt Margin

The Ohio Revised Code provides that voted net general obligation debt of the District shall never exceed 9% of the total assessed valuation of the District. The code further provides that unvoted indebtedness shall not exceed 1/10 of 1% of the property valuation of the District. The code additionally states that unvoted indebtedness related to energy conservation debt shall not exceed 9/10 of 1% of the property valuation of the District. The assessed valuation used in determining the District's legal debt margin has been modified by House Bill 530 which became effective March 30, 2006. In accordance with House Bill 530, the assessed valuation used in the District's legal debt margin calculation excluded tangible personal property used in business, telephone or telegraph property, interexchange telecommunications company property and personal property owned or leased by a railroad company and used in railroad operations. The effects of these debt limitations at June 30, 2014, are a voted debt margin of \$9,968,484 (including available funds of \$521,881) and an unvoted debt margin of \$127,467.

NOTE 11 - OTHER EMPLOYEE BENEFITS

A. Compensated Absences and Retirement Incentive

The criteria for determining vested vacation and sick leave benefits are derived from negotiated agreements and State laws. Non-certified employees earn ten to twenty days of vacation per year, depending on the length of service, which cannot be carried forward. Administrators with 260 day contracts earn twenty days of vacation per year and may carry up to ten days forward (balance never to exceed 30 days). Administrators with less than 260 day contracts are not afforded any vacation time.

Non-Certified Employees

Accumulated unused vacation time is paid to non-certified employees upon termination of employment. Non-certified employees earn sick leave at a rate of one and one-fourth days per month. Sick leave can be accumulated to a maximum of 240 days.

**WESTERN RESERVE LOCAL SCHOOL DISTRICT
HURON COUNTY, OHIO**

**NOTES TO THE BASIC FINANCIAL STATEMENTS
FOR THE FISCAL YEAR ENDED JUNE 30, 2014**

NOTE 11 - OTHER EMPLOYEE BENEFITS - (Continued)

Non-certified employees must have eight or more years of service with the state and/or any political subdivision, three of which must be with the District. Payment is made for 25 percent of the total sick leave accumulation, up to a maximum accumulation of 60 days severance pay at the daily rate of the employee. A non-certified employee with twenty-five or more years of service in the District will be paid for 50 percent of the total sick leave accumulation, up to a maximum accumulation of 120 days.

Certified Employees

Accumulated unused vacation time is paid to certified employees upon termination of employment. Teachers do not earn vacation time. Certified employees earn sick leave at a rate of one and one-fourth days per month. Sick leave can be accumulated to a maximum of 248 days.

Certified employees must have eight or more years of service with the state and/or any political subdivision, four of which must be with the District. Payment is made for 25 percent of the total sick leave accumulation, up to a maximum accumulation of 62 days severance pay at the daily rate of the employee. Certified employees who submit a formal letter of retirement resignation prior to April 1, in their first year of eligibility, will receive a one-time cash payment of \$10,000 in addition to the severance payment the employee is entitled to.

No employee took advantage of the retirement incentive in fiscal year 2014. No liability has been recorded for the retirement incentive payments.

B. Health Benefits

The District joined together with other area school districts to form the Huron-Erie School Employees Insurance Association, a public entity risk management and employee health benefits program for 14 member school districts (See Note 2.A.). The District pays a monthly premium to the pool for health, life and dental insurance, including prescription coverage. The agreement for formation of the pool provides that it will be self-sustaining through member premiums, and the pool will purchase stop-loss insurance policies through commercial companies to cover claims in excess of \$200,000 for any employee.

In the event of withdrawal, the District shall assume and be responsible for payment of all claims of its eligible employees, families and dependents from the effective date of withdrawal, regardless of when such claims were incurred, processed, or presented to the Association, insurance provider, insurance consultant, or any other appropriate or authorized person or representative; provided further, any such claims, which are paid after the effective date of withdrawal by the Association insurance provider or insurance consultant, or charged to such parties, shall be reimbursed in full by any withdrawing member upon demand of the Association.

NOTE 12 - RISK MANAGEMENT

A. Comprehensive

The District is exposed to various risks of loss related to torts, theft of, damage to, and destruction of assets, errors and omissions, injuries to employees and natural disasters. During fiscal year 2014, the District has contracted with Ohio Casualty to provide general liability, fleet, building and contents coverage.

**WESTERN RESERVE LOCAL SCHOOL DISTRICT
HURON COUNTY, OHIO**

NOTES TO THE BASIC FINANCIAL STATEMENTS
FOR THE FISCAL YEAR ENDED JUNE 30, 2014

NOTE 12 - RISK MANAGEMENT - (Continued)

The District had the following coverages in effect for fiscal year 2014:

<u>Coverage</u>	<u>Limits of Coverage</u>	<u>Deductible</u>
General liability:		
Each occurrence	\$ 1,000,000	\$ -
Aggregate	2,000,000	-
Excess Umbrella Liability	2,000,000	-
Fleet:		
Comprehensive	1,000,000	1,000
Collision	1,000,000	1,000
Building and contents	48,929,685	2,500

Settled claims have not exceeded this commercial coverage in any of the past three years. There has been no significant reduction in amounts of insurance coverage from fiscal year 2013.

B. Ohio School Boards Association Workers' Compensation Group Rating Program

For fiscal year 2014, the District participated in the Ohio School Boards Association Workers' Compensation Group Rating Program (GRP), an insurance purchasing pool (See Note 2.A.). The intent of the GRP is to achieve the benefit of a reduced premium for the District by virtue of its grouping and representation with other participants in the GRP. The workers' compensation experience of the participating school districts is calculated as one experience and a common premium rate is applied to all school districts in the GRP. Each participant pays its workers' compensation premium to the State based on the rate for the GRP rather than its individual rate. Participation in the GRP is limited to school districts that can meet the GRP's selection criteria. The firm of CompManagement, Inc. provides administrative, cost control and actuarial services to the GRP.

Post employment health care is provided to plan participants or their beneficiaries through the respective retirement systems discussed in Note 14. As such, no funding provisions are required by the District.

NOTE 13 - PENSION PLANS

A. School Employees Retirement System

Plan Description - The District contributes to the School Employees Retirement System (SERS), a cost-sharing, multiple-employer defined benefit pension plan. SERS provides retirement, disability, survivor benefits, annual cost-of-living adjustments, and death benefits to plan members and beneficiaries. Authority to establish and amend benefits is provided by Chapter 3309 of the Ohio Revised Code. SERS issues a publicly available, stand-alone financial report that includes financial statements and required supplementary information. That report may be obtained by writing to the School Employees Retirement System, 300 East Broad Street, Suite 100, Columbus, Ohio 43215-3746. It is also posted on the SERS' Ohio website, www.ohsers.org, under "Employers/Audit Resources".

**WESTERN RESERVE LOCAL SCHOOL DISTRICT
HURON COUNTY, OHIO**

**NOTES TO THE BASIC FINANCIAL STATEMENTS
FOR THE FISCAL YEAR ENDED JUNE 30, 2014**

NOTE 13 - PENSION PLANS - (Continued)

Funding Policy - Plan members are required to contribute 10 percent of their annual covered salary and the District is required to contribute at an actuarially determined rate. The current District rate is 14 percent of annual covered payroll. A portion of the District's contribution is used to fund pension obligations with the remainder being used to fund health care benefits. For fiscal year 2014, 13.05 percent and 0.05 percent of annual covered salary was the portion used to fund pension obligations and death benefits, respectively. The contribution requirements of plan members and employers are established and may be amended by the SERS' Retirement Board up to a statutory maximum amount of 14 percent for plan members and 14 percent for employers. Chapter 3309 of the Ohio Revised Code provides statutory authority for member and employer contributions. The District's required contributions for pension obligations and death benefits to SERS for the fiscal years ended June 30, 2014, 2013 and 2012 were \$159,749, \$169,788 and \$163,364, respectively; 82.48 percent has been contributed for fiscal year 2014 and 100 percent for fiscal years 2013 and 2012.

B. State Teachers Retirement System of Ohio

Plan Description - The District participates in the State Teachers Retirement System of Ohio (STRS Ohio), a cost-sharing, multiple-employer public employee retirement plan. STRS Ohio provides retirement and disability benefits to members and death and survivor benefits to beneficiaries. STRS Ohio issues a stand-alone financial report that may be obtained by writing to STRS Ohio, 275 E. Broad St., Columbus, OH 43215-3771, by calling (888) 227-7877, or by visiting the STRS Ohio website at www.strsoh.org, under "Publications".

New members have a choice of three retirement plans, a Defined Benefit (DB) Plan, a Defined Contribution (DC) Plan and a Combined Plan. The DB plan offers an annual retirement allowance based on final average salary times a percentage that varies based on years of service, or an allowance based on a member's lifetime contributions and earned interest matched by STRS Ohio funds divided by an actuarially determined annuity factor. The DC Plan allows members to place all their member contributions and employer contributions equal to 10.5 percent of earned compensation into an investment account. Investment decisions are made by the member. A member is eligible to receive a retirement benefit at age 50 and termination of employment. The member may elect to receive a lifetime monthly annuity or a lump sum withdrawal. The Combined Plan offers features of both the DC Plan and the DB Plan. In the Combined Plan, member contributions are invested by the member, and employer contributions are used to fund the defined benefit payment at a reduced level from the regular DB Plan. The DB portion of the Combined Plan payment is payable to a member on or after age 60; the DC portion of the account may be taken as a lump sum or converted to a lifetime monthly annuity at age 50. Benefits are established by Chapter 3307 of the Ohio Revised Code.

A DB or Combined Plan member with five or more years credited service who becomes disabled may qualify for a disability benefit. Eligible spouses and dependents of these active members who die before retirement may qualify for survivor benefits. Members in the DC Plan who become disabled are entitled only to their account balance. If a member of the DC Plan dies before retirement benefits begin, the member's designated beneficiary is entitled to receive the member's account balance.

Funding Policy - For fiscal year 2014, plan members were required to contribute 11 percent of their annual covered salaries. The District was required to contribute 14 percent; 13 percent was the portion used to fund pension obligations. Contribution rates are established by the State Teachers Retirement Board, upon recommendations of its consulting actuary, not to exceed statutory maximum rates of 14 percent for members and 14 percent for employers. Chapter 3307 of the Ohio Revised Code provides statutory authority for member and employer contributions.

**WESTERN RESERVE LOCAL SCHOOL DISTRICT
HURON COUNTY, OHIO**

**NOTES TO THE BASIC FINANCIAL STATEMENTS
FOR THE FISCAL YEAR ENDED JUNE 30, 2014**

NOTE 13 - PENSION PLANS - (Continued)

The District's required contributions for pension obligations to STRS Ohio for the fiscal years ended June 30, 2014, 2013 and 2012 were \$629,429, \$658,502 and \$666,872, respectively; 83.75 percent has been contributed for fiscal year 2014 and 100 percent for fiscal years 2013 and 2012. Contributions to the DC and Combined Plans for fiscal year 2014 were \$13,665 made by the District and \$10,737 made by the plan members.

C. Social Security System

Effective July 1, 1991, all employees not otherwise covered by the SERS/STRS Ohio have an option to choose Social Security or the SERS/STRS Ohio. As of June 30, 2014 certain members of the Board of Education have elected Social Security. The District's liability is 6.2 percent of wages paid.

NOTE 14 - POSTEMPLOYMENT BENEFITS

A. School Employees Retirement System

Plan Description - The District participates in two cost-sharing, multiple employer postemployment benefit plans administered by the School Employees Retirement System (SERS) for non-certificated retirees and their beneficiaries, a Health Care Plan and a Medicare Part B Plan. The Health Care Plan includes hospitalization and physicians' fees through several types of plans including HMO's, PPO's, Medicare Advantage, and traditional indemnity plans. A prescription drug program is also available to those who elect health coverage. SERS employs two third-party administrators and a pharmacy benefit manager to manage the self-insurance and prescription drug plans, respectively. The Medicare Part B Plan reimburses Medicare Part B premiums paid by eligible retirees and beneficiaries as set forth in Section 3309.69 of the Ohio Revised Code. Qualified benefit recipients who pay Medicare Part B premiums may apply for and receive a monthly reimbursement from SERS. The reimbursement amount is limited by statute to the lesser of the January 1, 1999 Medicare Part B premium or the current premium. The Medicare Part B monthly premium for calendar year 2014 was \$104.90 for most participants, but could be as high as \$335.70 per month depending on their income and the SERS' reimbursement to retirees was \$45.50. Benefit provisions and the obligations to contribute are established by the System based on authority granted by State statute. The financial reports of both Plans are included in the SERS Comprehensive Annual Financial Report which is available by contacting SERS at 300 East Broad St., Suite 100, Columbus, Ohio 43215-3746. It is also posted on the SERS' Ohio website, www.ohsers.org, under "Employers/Audit Resources".

Funding Policy - State statute permits SERS to fund the health care benefits through employer contributions. Each year, after the allocation for statutorily required benefits, the Retirement Board allocates the remainder of the employer contribution of 14 percent of covered payroll to the Health Care Fund. The Health Care Fund was established and is administered in accordance with Internal Revenue Code Section 105(e). For 2014, 0.14 percent of covered payroll was allocated to health care. An additional health care surcharge on employers is collected for employees earning less than an actuarially determined minimum compensation amount, pro-rated according to service credit earned. Statutes provide that no employer shall pay a health care surcharge greater than 2.0 percent of that employer's SERS-covered payroll; nor may SERS collect in aggregate more than 1.5 percent of the statewide SERS-covered payroll for the health care surcharge. For fiscal year 2014, the actuarially determined amount was \$20,250.

**WESTERN RESERVE LOCAL SCHOOL DISTRICT
HURON COUNTY, OHIO**

**NOTES TO THE BASIC FINANCIAL STATEMENTS
FOR THE FISCAL YEAR ENDED JUNE 30, 2014**

NOTE 14 - POSTEMPLOYMENT BENEFITS - (Continued)

Active members do not contribute to the postemployment benefit plans. The Retirement Board establishes the rules for the premiums paid by the retirees for health care coverage for themselves and their dependents or for their surviving beneficiaries. Premiums vary depending on the plan selected, qualified years of service, Medicare eligibility and retirement status.

The District's contributions for health care (including surcharge) for the fiscal years ended June 30, 2014, 2013 and 2012 were \$25,293, \$22,450 and \$26,979, respectively; 82.48 percent has been contributed for fiscal year 2014 and 100 percent for fiscal years 2013 and 2012.

The Retirement Board, acting with advice of the actuary, allocates a portion of the employer contribution to the Medicare B Fund. For fiscal year 2014, this actuarially required allocation was 0.76 percent of covered payroll. The District's contributions for Medicare Part B for the fiscal years ended June 30, 2014, 2013, and 2012 were \$9,268, \$9,591 and \$9,647, respectively; 82.48 percent has been contributed for fiscal year 2014 and 100 percent for fiscal years 2013 and 2012.

B. State Teachers Retirement System of Ohio

Plan Description - The District contributes to the cost sharing, multiple employer defined benefit Health Plan (the "Plan") administered by the State Teachers Retirement System of Ohio (STRS Ohio) for eligible retirees who participated in the defined benefit or combined pension plans offered by STRS Ohio. Benefits include hospitalization, physicians' fees, prescription drugs and reimbursement of monthly Medicare Part B premiums. The Plan is included in the report of STRS Ohio which may be obtained by visiting www.strsoh.org, under "Publications" or by calling (888) 227-7877.

Funding Policy - Ohio law authorizes STRS Ohio to offer the Plan and gives the Retirement Board authority over how much, if any, of the health care costs will be absorbed by STRS Ohio. Active employee members do not contribute to the Plan. All benefit recipients pay a monthly premium. Under Ohio law, funding for post-employment health care may be deducted from employer contributions. For 2014, STRS Ohio allocated employer contributions equal to 1 percent of covered payroll to the Health Care Stabilization Fund. The District's contributions for health care for the fiscal years ended June 30, 2014, 2013 and 2012 were \$48,418, \$50,654 and \$51,298, respectively; 83.75 percent has been contributed for fiscal year 2014 and 100 percent for fiscal years 2013 and 2012.

NOTE 15 - BUDGETARY BASIS OF ACCOUNTING

While reporting financial position, results of operations, and changes in fund balance on the basis of generally accepted accounting principles (GAAP), the budgetary basis as provided by law is based upon accounting for certain transactions on a basis of cash receipts and disbursements.

The statement of revenue, expenditures and changes in fund balance - budget and actual (non-GAAP budgetary basis) presented for the general fund is presented on the budgetary basis to provide a meaningful comparison of actual results with the budget. The major differences between the budget basis and the GAAP basis are that:

- (a) Revenues and other financing sources are recorded when received in cash (budget basis) as opposed to when susceptible to accrual (GAAP basis);
- (b) Expenditures and other financing uses are recorded when paid in cash (budget basis) as opposed to when the liability is incurred (GAAP basis);

**WESTERN RESERVE LOCAL SCHOOL DISTRICT
HURON COUNTY, OHIO**

NOTES TO THE BASIC FINANCIAL STATEMENTS
FOR THE FISCAL YEAR ENDED JUNE 30, 2014

NOTE 15 - BUDGETARY BASIS OF ACCOUNTING - (Continued)

- (c) In order to determine compliance with Ohio law, and to reserve that portion of the applicable appropriation, total outstanding encumbrances (budget basis) are recorded as the equivalent of an expenditure, as opposed to assigned or committed fund balance for that portion of outstanding encumbrances not already recognized as an account payable (GAAP basis);
- (d) Investments are reported on fair value (GAAP basis) rather than cost (budget basis); and
- (e) Some funds are included in the general fund (GAAP basis), but have separate legally adopted budgets (budget basis).

The adjustments necessary to convert the results of operations for the year on the budget basis to the GAAP basis for the general fund is as follows:

Net Change in Fund Balance

	<u>General fund</u>
Budget basis	\$ 319,644
Net adjustment for revenue accruals	(27,296)
Net adjustment for expenditure accruals	86,345
Net adjustment for other sources/uses	76,369
Funds budgeted elsewhere	(3,195)
Adjustment for encumbrances	83,925
GAAP basis	\$ 535,792

Certain funds that are legally budgeted in separate special revenue funds are considered part of the general fund on a GAAP basis. This includes the special trust fund, the uniform school supplies fund, the other grants fund and the public school support fund.

NOTE 16 - CONTINGENCIES

A. Grants

The District receives significant financial assistance from numerous federal, State and local agencies in the form of grants. The disbursement of funds received under these programs generally requires compliance with terms and conditions specified in the grant agreements and are subject to audit by the grantor agencies. Any disallowed claims resulting from such audits could become a liability of the District. However, in the opinion of management, any such disallowed claims will not have a material effect on the financial position of the District.

B. Litigation

The District is involved in no material litigation as either plaintiff or defendant.

**WESTERN RESERVE LOCAL SCHOOL DISTRICT
HURON COUNTY, OHIO**

**NOTES TO THE BASIC FINANCIAL STATEMENTS
FOR THE FISCAL YEAR ENDED JUNE 30, 2014**

NOTE 17 - SET-ASIDES

The District is required by State law to annually set-aside certain general fund revenue amounts, as defined by statutory formula, for the acquisition and construction of capital improvements. Amounts not spent by the end of the fiscal year or offset by similarly restricted resources received during the year must be held in cash at fiscal year-end. This amount must be carried forward to be used for the same purpose in future years. Expenditures exceeding the set-aside requirement may not be carried forward to the next fiscal year.

The following cash-basis information describes the change in the fiscal year-end set-aside amount for capital improvements. Disclosure of this information is required by State statute.

	<u>Capital Improvements</u>
Set-aside balance June 30, 2013	\$ -
Current year set-aside requirement	204,639
Current year qualifying expenditures	(137,734)
Prior year offset from bond proceeds	<u>(66,905)</u>
Total	<u>\$ -</u>
Balance carried forward to fiscal year 2015	<u>\$ -</u>
Set-aside balance June 30, 2014	<u><u>\$ -</u></u>

NOTE 18 - DONOR RESTRICTED ENDOWMENTS

The District's private-purpose trust funds consist of donor restricted endowments and realized and unrealized appreciation on investments and is reflected as held in trust for scholarships. State law permits the District to appropriate, for purposes consistent with the endowment's intent, net appreciation, realized and unrealized, unless the endowment terms specify otherwise. The endowment indicates that the interest should be used to provide scholarships each year.

NOTE 19 - OTHER COMMITMENTS

The District utilizes encumbrance accounting as part of its budgetary controls. Encumbrances outstanding at year end may be reported as part of restricted, committed, or assigned classifications of fund balance. At year end, the District's commitments for encumbrances in the governmental funds were as follows:

	<u>Year-End Encumbrances</u>
<u>Fund</u> Nonmajor governmental funds	<u><u>\$ 81,134</u></u>